



Worm gear reducers and Worm geared motors

NMRV
POWER



NMRV®



MOTOVARIO®

HEART OF MOTION

www.centrateknindo.com

www.centrateknindo.com

Contents

Symbols	1
Specification	1
Modularity	2
Service factor	4
Critical applications	4
Installation	5
Overhung load (OHL)	5
Moments of inertia	7
Lubrication	8
Design features	9
Nomenclature	10
Versions	14
Standard input flange	16
Efficiency	24
Irreversibility	24
Gear mesh data	26
Angular backlash	26
Design features PC/HW	26
Design features PC	26
Motor mounting with input flange - NMRV-P	27
Mounting positions	27
Ratings NMRV/NMRV-P	34
Ratings NRV/NRV-P	76
Dimensions	96
Electric motors	105
Accessories	106

Symbols

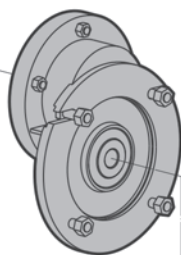
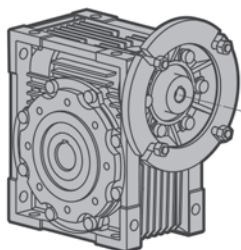
P	=	Power (HP)
M	=	Torque (in-lb)
n	=	Speed (RPM)
i	=	Reduction ratio
F	=	Load (lb)
m	=	Weight (lb)
s.f.	=	Service factor
1	=	Input shaft
2	=	Output shaft
r	=	Overhung load (OHL)
a	=	Thrust load
s	=	Static
d	=	Dynamic
max	=	Maximum
min	=	Minimum

Specification

On request, reducers can be manufactured in compliance with the directive: ATEX 94/9/CE
categories: 2GD T=135 °C (T4)
3GD T=135 °C (T4)
with n1 max = 1750 rpm

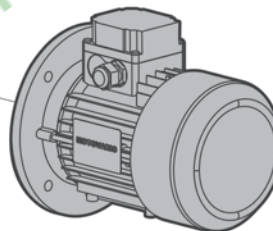
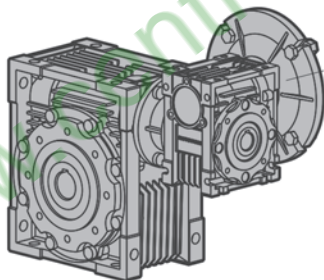
Modularity

NMRV 025-050
NMRV130-150

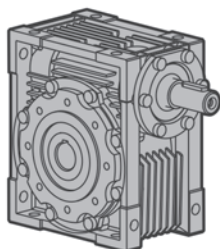


PC

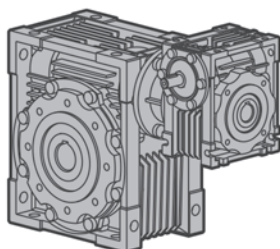
NMRV-NMRV...



NRV 030-050
NRV 130-150



NRV-NMRV...



NMRV 025-150 - Worm gear reducers and gearmotors

NRV 030-150 - Worm gear reducer

PC - Pre-stage reduction unit


NMRV-NMRV... - Combined worm gear reducers and gearmotors

NRV-NMRV... - Combined worm gear reducer

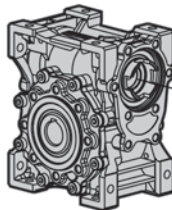
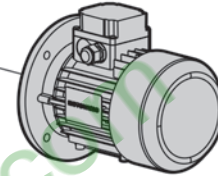
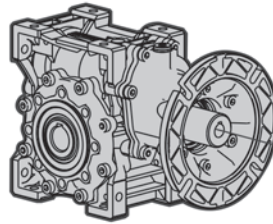
www.intrateknindo.com

Modularity

NMRVpower063-110




NMRVpower063-075/HW30
NMRVpower090-110/HW40



NMRVpower063-110 base
(distribution network)

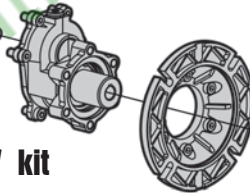
input kit



NMRVpower 063-110

- Worm gear reducers and gearmotors

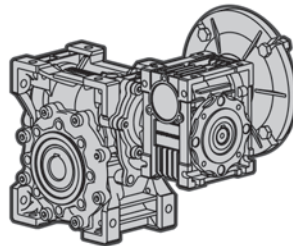
HW kit



NRVpower 063-110

- Worm gear reducer


NMRV-NMRVpower...
NMRVpower-NMRV...
NMRVpower-NMRVpower...



NMRVpower/HW

- Worm gear reducers and gearmotors with pre-stage

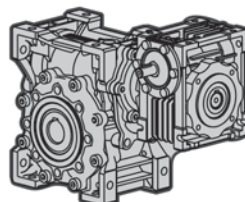
NRVpower063-110



NMRV-NMRVpower...

- Combined worm gear reducers and gearmotors

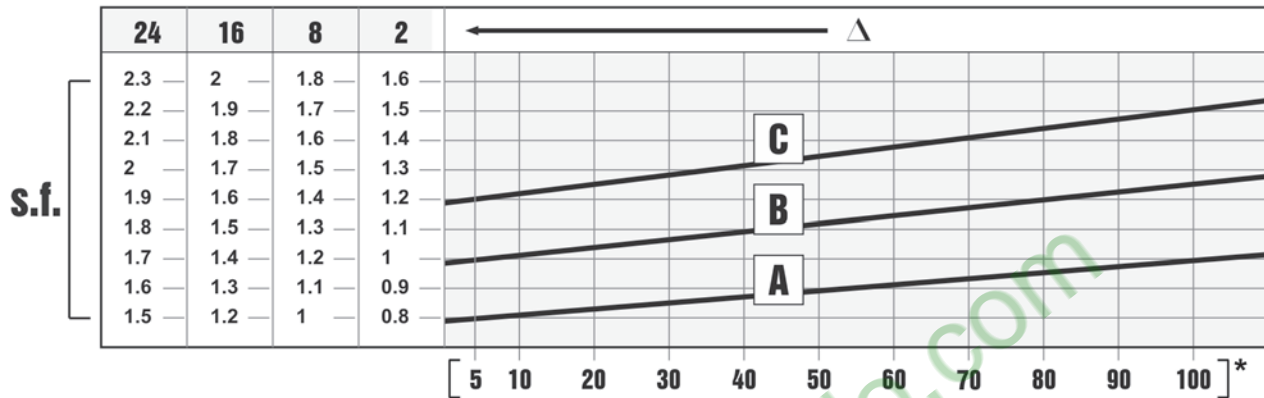
NRV-NMRVpower...



NRV-NMRVpower...

- Combined worm gear reducer

Service factor



The service factor (s.f.) depends on the operating conditions the gear reducer is subjected to. The parameters that need to be taken into consideration to select the most adequate service factor correctly comprise:

- Type of load of the operated machine : A - B - C
- Length of daily operating time: hours/day (Δ)
- Start-up frequency: starts/hour (*)

LOAD:

A - uniform	fa ≤ 0.3
B - moderate shocks	fa ≤ 3
C - heavy shocks	fa ≤ 10

fa = Je/Jm

- Je (in-lb²) moment of reduced external inertia at the drive-shaft
- Jm (in-lb²) moment of inertia of motor

If fa > 10 call our Technical Service.

- A - Screw feeders for light materials, fans, assembly lines, conveyor belts for light materials, small mixers, lifts, cleaning machines, fillers, control machines.
- B - Winding devices, woodworking machine feeders, goods lifts, balancers, threading machines, medium mixers, conveyor belts for heavy materials, winches, sliding doors, fertilizer scrapers, packing machines, concrete mixers, crane mechanisms, milling cutters, folding machines, gear pumps.
- C - Mixers for heavy materials, shears, presses, centrifuges, rotating supports, winches and lifts for heavy materials, grinding lathes, stone mills, bucket elevators, drilling machines, hammer mills, cam presses, folding machines, turntables, tumbling barrels, vibrators, shredders.

Critical applications

NMRV	025	030	040	050	063	075	090	110	130	150
V5: 1500 < n1 < 3000	-	-	-	-	B	B	B	B	B	B
n1 > 3000	B	B	B	B	B	B	A	A	A	A
V6	B	B	B	B	B	B	B	B	B	B

NMRV-P	063	075	090	110
V5: 1500 < n1 < 3000	B	B	B	B
n1 > 3000	B	B	A	A
V6	B	B	B	B

A | Application not recommended **B** | Check the application and/or call our technical service

The ratings given in the catalogue correspond to mounting position B3 or similar, ie. when the first stage is not entirely immersed in oil. For other mounting positions and/or particular input speeds, refer to the tables that highlight different critical situations for each size of gear reducer.

It is also necessary to take due consideration of and carefully assess the following applications by calling our Technical Service:

- To avoid the use as multiplier.
- Use in services that could be hazardous for people if the gear reducer fails.
- Applications with especially high inertia.
- Use as a lifting winch.
- Applications with high dynamic strain on the case of the gear reducer.
- In places with T° under 23°F or over 104°F.
- Use in chemically aggressive environments.

- Use in a salty environment.
- Mounting positions not envisaged in the catalogue.
- Use in radioactive environments.
- Use in environmental pressures other than atmospheric pressure.

Avoid applications where even partial immersion of the reducer is required.

The maximum torque (*) that the reducer can support must not exceed two times the nominal torque (s.f.=1) stated in the ratings tables.

With S3 service it is possible to increase transmitted torque according to ratio, input speed and application duration, in this case please contact our Technical service.

(*) intended for momentary overloads due to starting at full load, braking, shocks or other causes, particularly those that are dynamic.

Installation

To install the gear reducer it is necessary to note the following recommendations:

- Check the correct direction of rotation of the gear reducer output shaft before fitting the unit to the machine.
- In the case of particularly lengthy periods of storage (4/6 months), if the oil seal is not immersed in the lubricant inside the unit, it is recommended to change it since the rubber could stick to the shaft or may even have lost the elasticity it needs to function properly.
- Whenever possible, protect the gear reducer against solar radiation and bad weather.
- Ensure the motor cools correctly by ensuring good passage of air from the fan side.
- In the case of ambient temperatures < 23°F or > 104°F call the Technical Service.
- The various parts (pulleys, gear wheels, couplings, shafts, etc.) must be mounted on the

- solid or hollow shafts using special threaded holes or other systems that anyhow ensure correct operation without risking damage to the bearings or external parts of the units.
- Lubricate the surfaces in contact to avoid seizure or oxidation.
- Painting must definitely not go over rubber parts and the holes on the breather plugs, if any.
- For units equipped with oil plugs, replace the closed plug used for shipping with the special breather plug.
- Check the correct level of the lubricant through the indicator, if there is one.
- Starting must take place gradually, without immediately applying the maximum load.
- When there are parts, objects or materials under the motor drive that can be damaged by even limited spillage of oil, special protection should be fitted.

Overhung load

The value of the admissible Overhung load (OHL) (lb) is given in the tables relating to the ratings of the gear reducer at issue. It is related to the load applied on the centre line of the shaft and in the most unfavourable conditions of angle of application and direction of rotation.

The maximum admissible thrust loads are 1/5 of the value of the given Overhung load (OHL) when they are applied in combination with the Overhung load (OHL).

The tables relating to the output shafts give the maximum admissible value. This value must never be exceeded since it relates to the strength of the case.

Particular conditions of Overhung load (OHL) higher than the limits of the catalogue may occur. In this case, call our Technical Service and provide details on the application: direction of the load, direction of rotation of the shaft, type of service.

In case of double extension shafts with Overhung load (OHL) applied on both ends, the max. admissible Overhung load (OHL)s must be defined according to the specific running conditions, in this case call our Technical Service.

The Overhung load (OHL) on the shaft is calculated with the following formula:

$$F_{re} = \frac{2000 \cdot M \cdot fz}{D} \leq Fr_1 \text{ o } Fr_2$$

Fre (lb)	Resulting Overhung load (OHL)
M (in-lb)	Torque on the shaft
D (in)	Diameter of the transmission member mounted on the shaft
Fr (lb)	Value of the maximum admitted Overhung load (OHL)
Fr1-Fr2	(see relative tables)
fz =	1.1 gear pinion
	1.4 chain wheel
	1.7 v-pulley
	2.5 flat pulley

When the resulting Overhung load (OHL) is not applied on the centre line of the shaft, it is necessary to adjust the admissible Overhung load (OHL) Fr1-2 with the following formula:

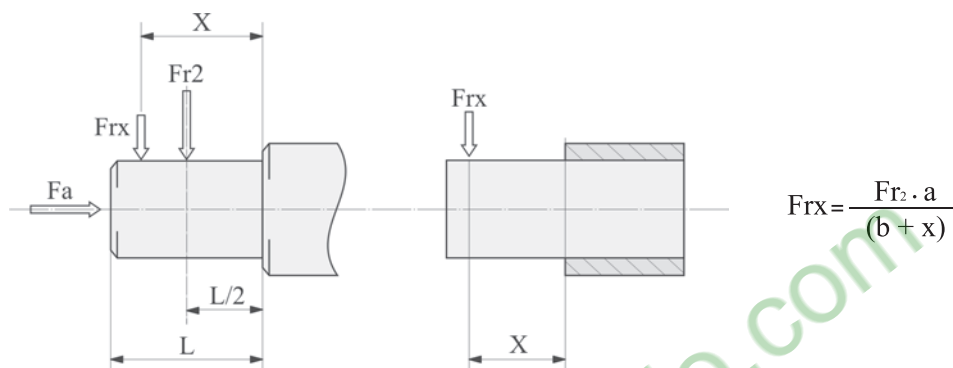
$$Fr_x = \frac{Fr_{1-2} \cdot a}{(b + x)}$$

a, **b** = values given in the tables on page 6

x = distance from the point of application of the load to the shaft shoulder

Output Overhung load (OHL)s

When the Overhung load (OHL) is not on the centre line of the shaft, it is necessary to adjust the admissible Overhung load (OHL) Fr₂ with the following formula:

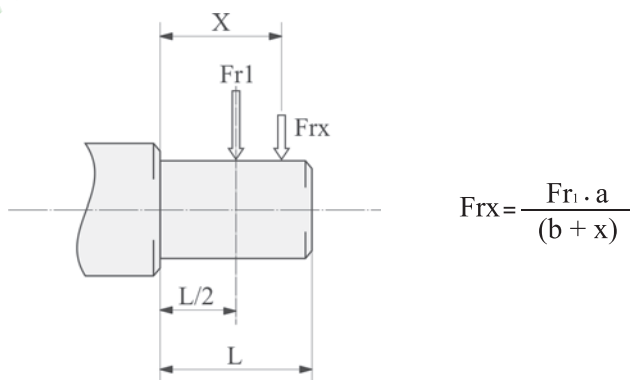


(**Fr₂) Max. admissible value of the reducer; verify max. admissible value on ratings tables.

NMRV-P/NMRV	025	030	040	050	063	075	090	110	130	150
a	1.97	2.56	3.31	3.98	4.72	5.16	6.38	6.93	7.40	8.46
b	1.50	1.97	2.52	2.99	3.74	3.98	4.80	5.35	5.83	6.85
Fr₂ max(**)	303	411	785	1088	1410	1659	1839	2698	3035	4047

Input Overhung load (OHL)s

When the Overhung load (OHL) is not on the centre line of the shaft, it is necessary to adjust the admissible Overhung load (OHL) Fr₁ with the following formula:



(**Fr₁) Max. admissible value of the reducer; verify max. admissible value on ratings tables.

NRV-P/NRV	030	040	050	063	075	090	110	130	150
a	3.39	4.17	5.08	6.26	7.56	8.94	10.47	12.36	13.78
b	2.99	3.72	4.49	5.47	6.57	7.95	9.29	10.79	12.20
Fr₁ max(**)	47	79	110	157	220	286	382	472	629

IHW040	090	110
a	2.80	
b	2.01	
Fr₁ max(**)	90	112

Moments of inertia

Following values are indicative only and refer to gear reducers fitted with input flange. These values refer to maximum moment of inertia.

NMRV	Kg*m ²	lb-in ²
30	0.10	347
40	0.3	1015
50	0.8	2879
63	2.2	7603
75	4.4	15086
90	8.2	27864
110	19.9	68042
130	22.5	76877
150	52.9	180689

Lubrication

In cases of ambient temperatures not envisaged in the table, call our Technical Service. In the case of temperatures under -22°F or over 140°F it is necessary to use oil seals with special properties. For operating ranges with temperatures under 32°F it is necessary to consider the following:

- 1 The motors need to be suitable for operation at the envisaged ambient temperature.
- 2 The power of the electric motor needs to be adequate for exceeding the higher starting torques required.

- 3 In case of cast-iron gear reducers, pay attention to impact loads since cast iron may have problems of fragility at temperatures under 5°F.
- 4 During the early stages of service, problems of lubrication may arise due to the high level of viscosity taken on by the oil and so it is wise to have a few minutes of rotation under no load.

The oil needs to be changed after approximately 10,000 hours. This period depends on the type of service and the environment where the gear reducer works. For units supplied without oil plugs, lubrication is permanent and so they need no servicing.

NMRV	025	030	040	050	130	150
B3	0.02	0.04	0.08	0.15	4.5	7
B8					3.3	5.1
B6-B7					3.5	5.4
V5					4.5	7
V6					3.3	5.1

PC	063	071	080	090
B3 - B8 - B6 B7 - V5 - V6	0.05	0.07	0.15	0.16

NMRV-P	063	075	090	110
B3	0.33	0.55	1	1.6
B8				
B6-B7				
V5				
V6				

NMRV-P/HW	030		040	
	063	075	090	110
B3	0.06	0.09	0.11	0.12

- Quantity of oil in litres ~

Lubricant quantities are only indicative. For correct filling always refer to the sight glass or the dipstick, when this is supplied. Any oil level differences can be caused by constructive tolerances but also on the mounting position or the assembly scheme of the customer. Therefore it is very important for the customer to check oil level and if necessary to add the necessary quantity.

The gear reducers size 025 - 030 - 040 - 050 - 063 - 075 - 090 - 110 are supplied complete with lubricant for life, synthetic oil, AGIP TELIUM VSF. They can be mounted in any position envisaged in the catalogue, except for NMRV 090 - 110 and NRV 075-090-110 for which you must specify the mounting position.

The gear reducers size 130 and 150 are supplied complete with lubricant, mineral oil, AGIP BLASIA 460.

For sizes 130 and 150 it is necessary to specify the position, otherwise the gear reducers are supplied with the quantity of oil relating to pos. B3.

Only reduction units 130 and 150 are fitted with breather, level and oil drainage plugs. It is necessary, after installation, to replace the closed plug used for transportation with the breather plug supplied with the unit.

The pre-stage helical modules are supplied complete with life-long lubricant, synthetic oil, AGIP TELIUM VSF. Lubrication is separated from that of the worm gear reducers.

Lubrication

	ISO VG...	ENI	SHELL	ESSO	MOBIL	CASTROL	BP	
PC063 ~ 090 NMRV-P 063 ~ 110 NMRV-P/HW30-40	ISO VG320	TELIUM VSF320	TIVELA OIL S320	S220	GLYGOYLE 30	ALPHASYN PG320	ENERGOL SG-XP320	Synthetic oil
NMRV 030 ~ 050	ISO VG320	TELIUM VSF320	TIVELA OIL S320	S220	GLYGOYLE 30	ALPHASYN PG320	ENERGOL SG-XP320	
NMRV 130 ~ 150	ISO VG460	BLASIA 460	OMALA OIL460	SPARTAN EP460	MOBILGEAR 634	ALPHA MAX 460	ENERGOL GR-XP460	Mineral oil
	ISO VG220	BLASIA 220	OMALA OIL220	SPARTAN EP220	MOBILGEAR 630	ALPHA MAX 220	ENERGOL GR-XP220	

- standard supply
 - Specifications of lubricants recommended by Motovario.

Special lubricants	Brand	ISO VG...	Synthetic oil	Mineral oil
Low ambient temperature oil	ENI	ISO VG46	-	ROTRAATF
	KLUBER	ISO VG68	SYNTH GH 6-80	-
	MOBIL	ISO VG32	SCH 624	-
Low ambient temperature oil - Food sector	KLUBER	ISO VG32	-	SUMMIT HYSYN FG32
High ambient temperature oil	KLUBER	ISO VG460	SYNTH GH 6-460	-
	KLUBER	ISO VG680	SYNTH GH 6-680	-
	ENI	ISO VG150	BLASIA 150 S	-
	ENI	ISO VG220	BLASIA 220 S	-
	KLUBER	ISO VG1000	SYNTH EG4-1000	-
	SHELL	ISO VG680	-	OMALA OIL 680
High ambient temperature oil - Food sector	KLUBER	ISO VG1500	4UH1-1500	-
Food sector	KLUBER	ISO VG320	4UH1-320N	-

- All units are supplied with standard ENI oil, however we can supply with other lubricants if required. If 'special' lubricant is required please contact us for technical assistance.

Design features

Motovario products are supplied with the following surface treatment features:

Die-cast aluminium alloy cases for gears

Die-cast materials undergo the following surface cleaning operations:

- De-burring by means of a mechanically operated shearing system
- Accurate shot-peening. - Painting
- Washing and passivation

Grey-coloured cast-iron cases for gears

- Die-cast materials are always painted

Painting specifications:

Orange-peel blue epoxy-polyester RAL 5010. Polyester resin based heat-hardening powders, altered with epoxy resins.

Mechanical properties

- Tests carried out onto degreased Unichim white lattens (film thickness: 60 microns) comply with the following specifications: adherence (ISO2409), Erichsen drawing (ISO152), inverted shock (DIN53158), cone-shaped mandrel (DIN53151), hardness (ASTM D3363/74).

Heat resistance

- 24 HOURS AT 302°F.

Corrosion strength

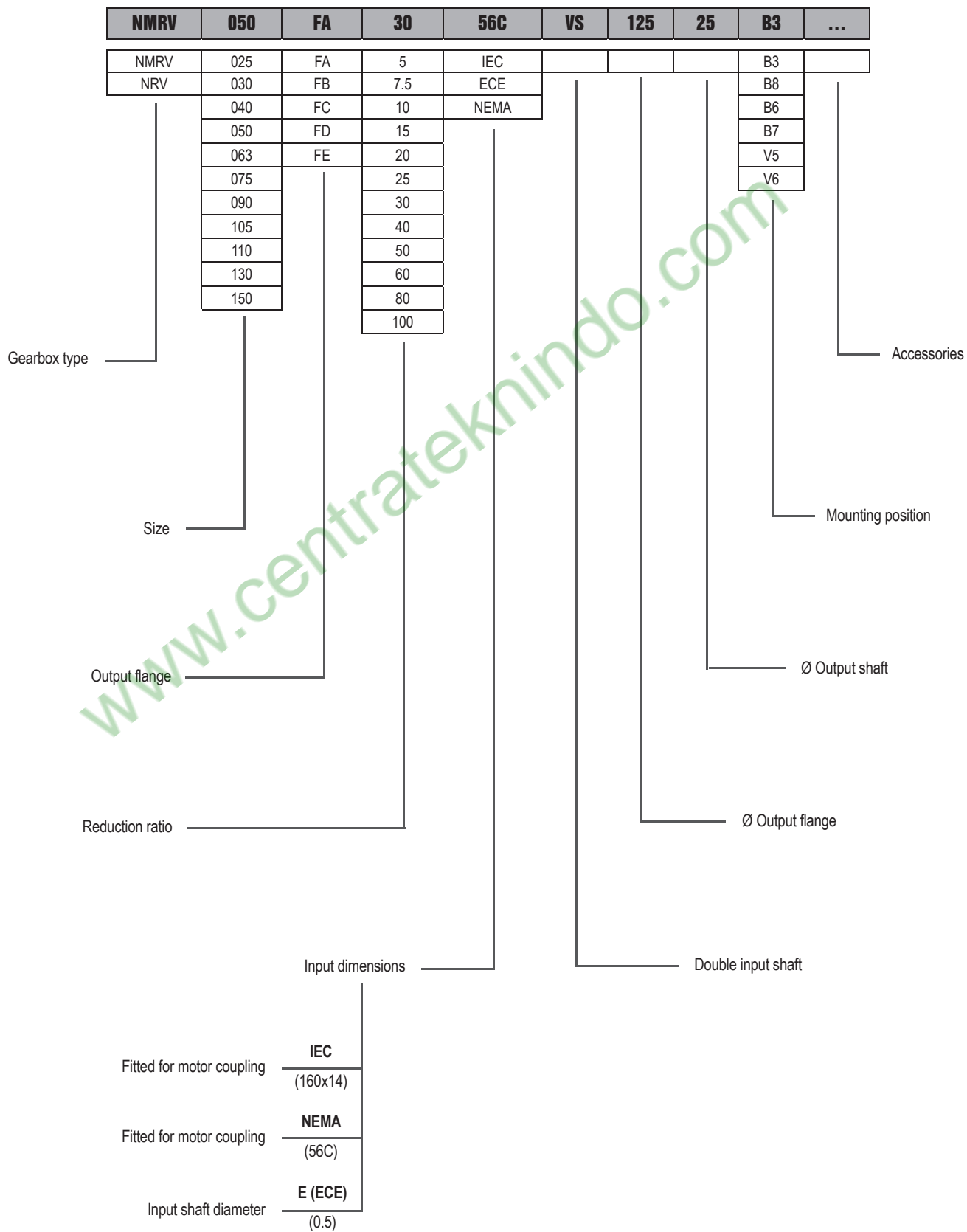
- ASTM B 117/97 salt fog from 100 to 500 hours depending on the support's preliminary treatment.

Ratings:

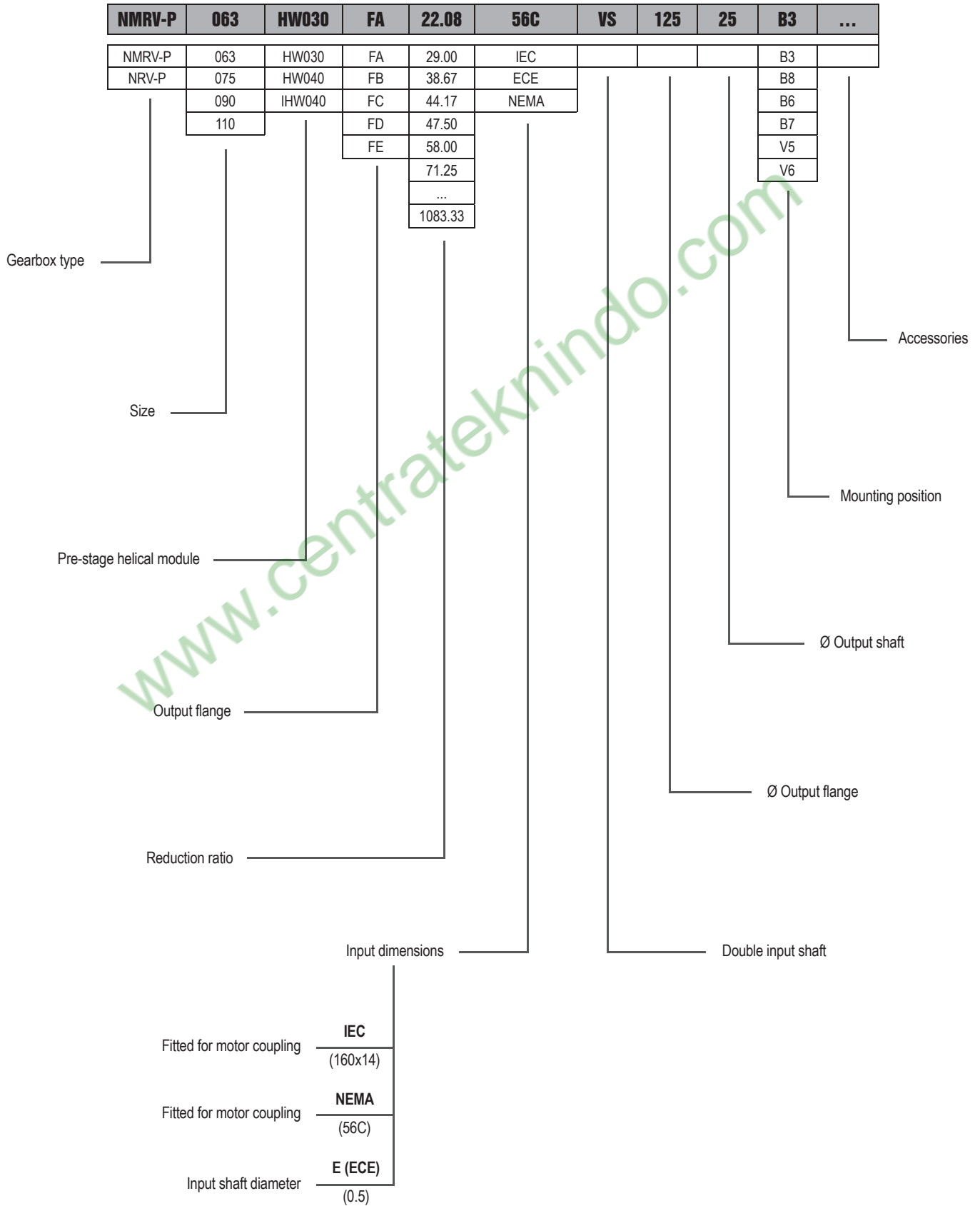
Loading capacity in accordance with: ISO 14521, DIN 3996, BS 721, AGMA 6034, ISO 6336, DIN 3990, DIN 743, ISO 281

www.centrateknindo.com

Nomenclature



Nomenclature



Nomenclature

PC	71	NMRV	050	120.00	120x14	25	BS	B3
	063		040	15.00			AS	
	071		050	22.50			BS	
	080		130	30.00			VS	
	090			...			PS	
				240.00				

Pre-stage helical module

Size

Gearbox type

Worm gear reducers and gearmotors

Size

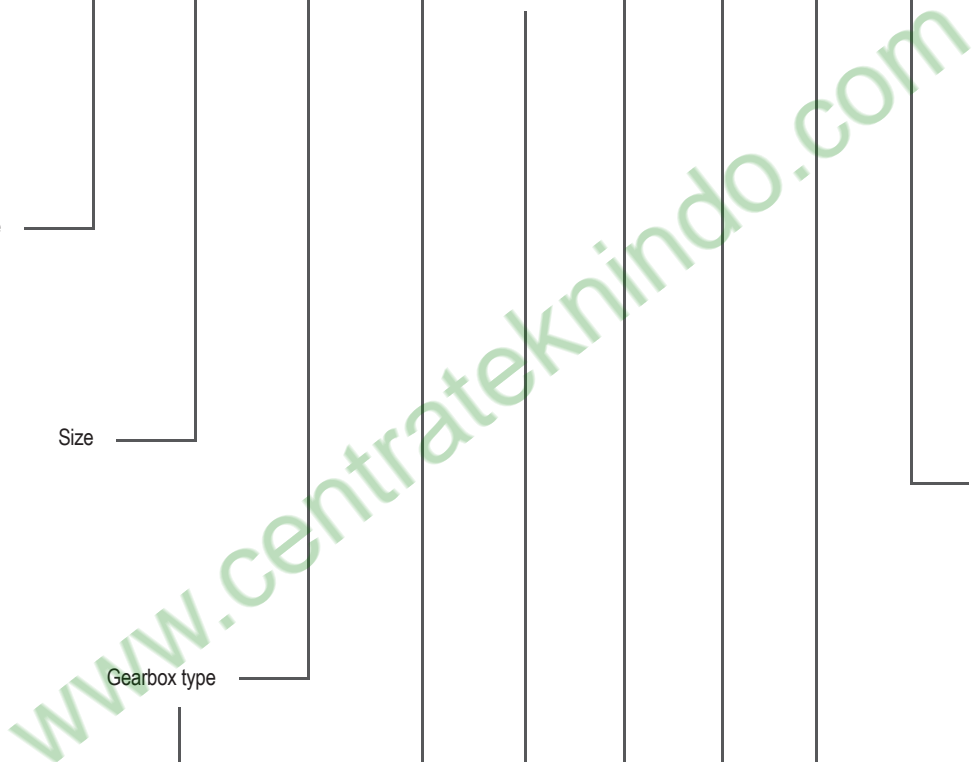
Reduction ratio

NMRV input dimensions

Mounting position

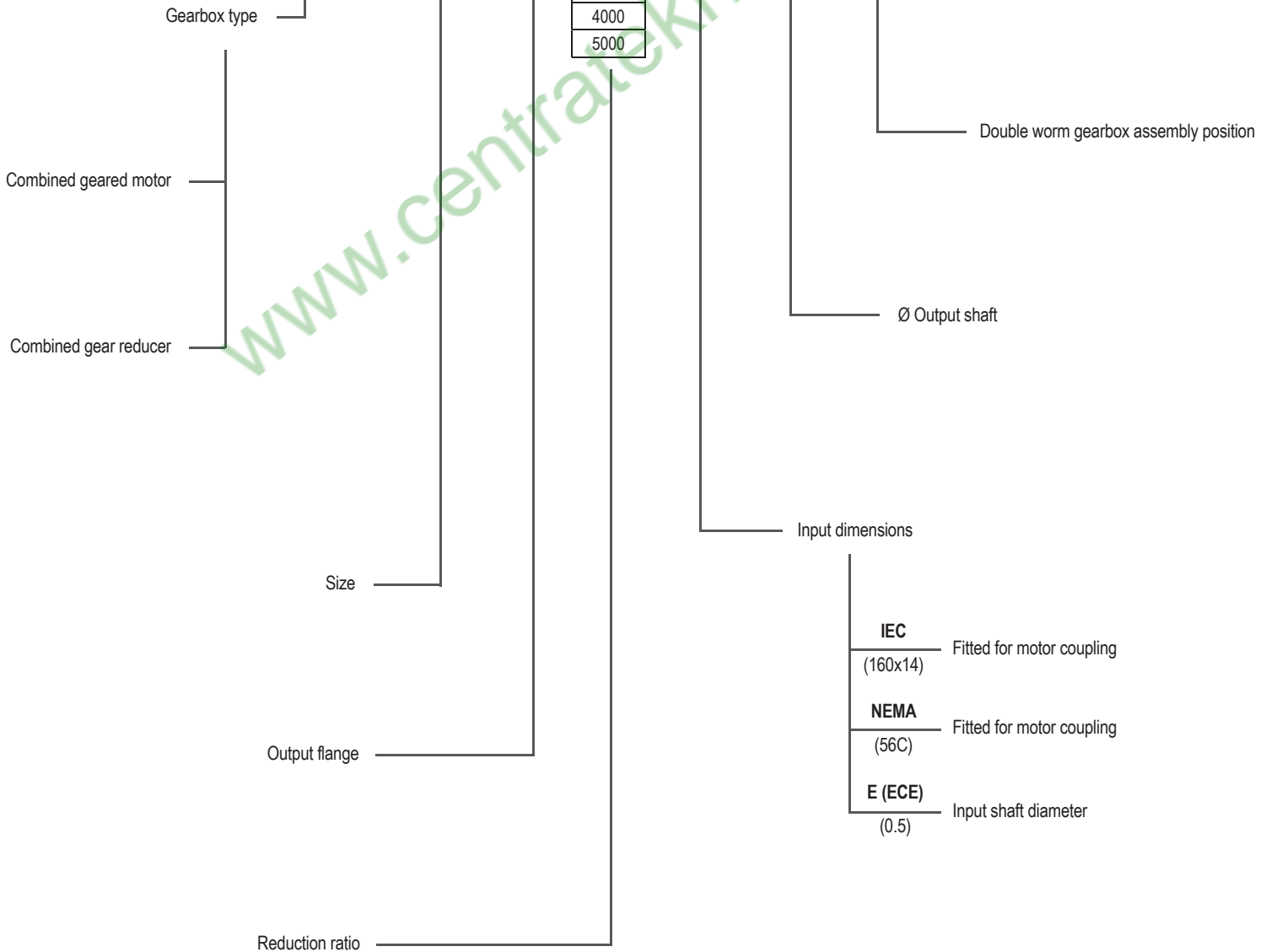
Double worm gearbox assembly position

Ø Output shaft

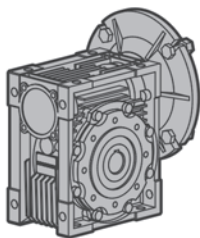


Nomenclature

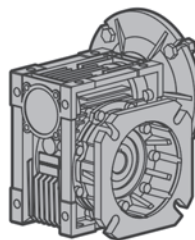
NMRV+NMRV-P	050+110	FA	900	56C	40	BS1	B3
NMRV+NMRV	025+030	FA	100	IEC		AS1	
NRV+NMRV	025+040	FB	150	ECE		AS2	
NMRV+NMRV-P	030+040	FC	200	NEMA		BS1	
NMRV-P+NMRV	030+050	FD	250			BS2	
NMRV-P+NMRV-P	030+063	FE	300			VS1	
NRV+NMRV-P	040+050		400			VS2	
NRV-P+NMRV	040+063		500			PS1	
	040+075		600			PS2	
	040+090		750				
	050+090		900				
	050+110		1200				
	063+110		1500				
	063+130		1800				
	063+150		2400				
			3000				
			4000				
			5000				



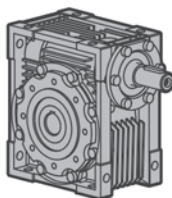
Versions



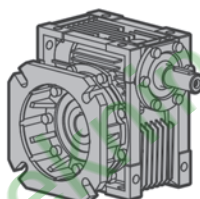
NMRV 025-050
NMRV 130-150




NMRV 025-050 F
NMRV 130-150 F



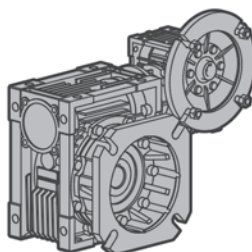
NRV 030-050
NRV 130-150




NRV 030-050 F
NRV 130-150 F



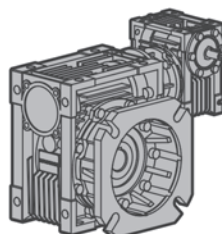
NMRV-NMRV...



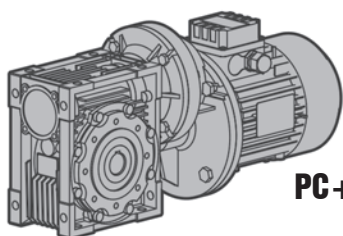
NMRV-NMRV... F



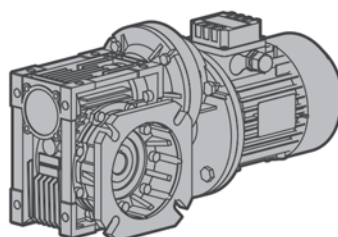
NRV-NMRV...



NRV-NMRV... F




PC+NMRV...

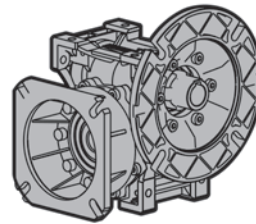


PC+NMRV... F


Versions



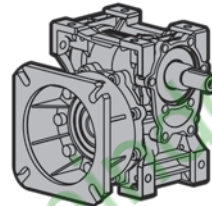
NMRVpower 063-110



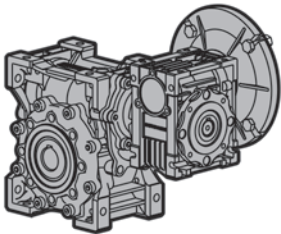
NMRVpower 063-110 F



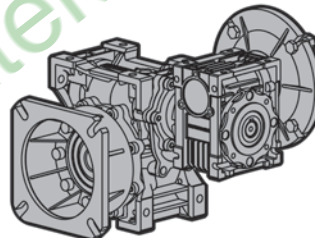
NRVpower 063-110



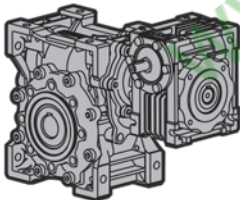
NRVpower 063-110 F



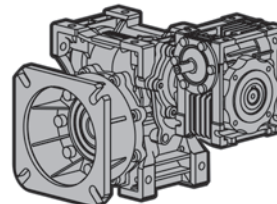
NMRV-NMRVpower...



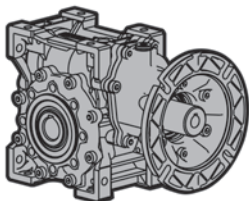
NMRV-NMRVpower... F



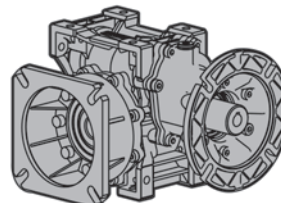
NRV-NMRVpower...



NRV-NMRVpower... F



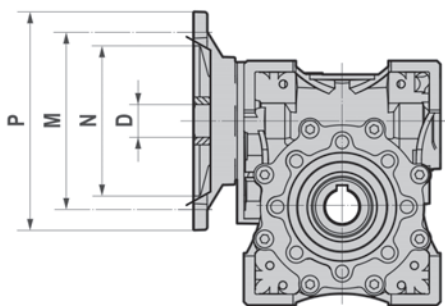
NMRVpower/HW...



NMRVpower/HW... F

www.centratek.ru

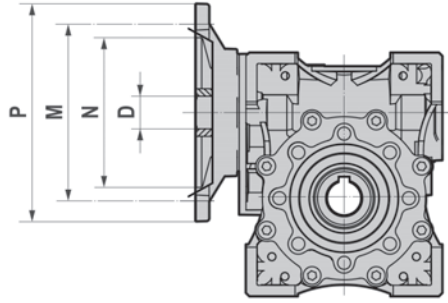
Standard input flange - IEC



- (*) Low profile key supplied by Motovario.
- (**) Motor-ratio combination not feasible.
- (+) Motor-ratio combination not to be used, out of warranty terms.

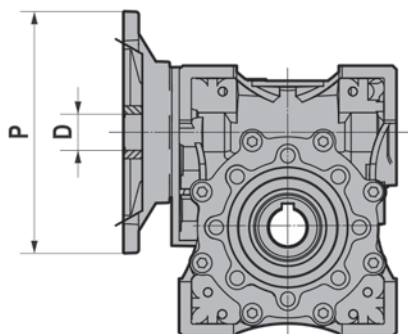
NMRV	IEC	N	M	P	D	Available Ratios											
						5	7.5	10	15	20	25	30	40	50	60	80	100
030	63B5	95	115	140	11	•	•	•	•	•	•	•	•	•	-	-	-
	63B14	60	75	90	11	•	•	•	•	•	•	•	•	•	-	-	-
	56B5	80	100	120	9	•	•	•	•	•	•	•	•	•	•	•	-
	56B14	50	65	80	9	•	•	•	•	•	•	•	•	•	•	•	-
040	71B5	110	130	160	14	•	•	•	•	•	•	•	•	-	-	-	-
	71B14	70	85	105	14	•	•	•	•	•	•	•	•	•	•	•	•
	63B5	95	115	140	11	•	•	•	•	•	•	•	•	•	•	•	•
	63B14	60	75	90	11	•	•	•	•	•	•	•	•	•	•	•	•
050	56B5	80	100	120	9	-	-	-	-	-	-	-	-	•	•	•	•
	80B5	130	165	200	19	•	•	•	•	•	•	•	-	-	-	-	-
	80B14	80	100	120	19	•	•	•	•	•	•	•	-	-	-	-	-
	71B5	110	130	160	14	•	•	•	•	•	•	•	•	•	•	•	-
063	71B14	70	85	105	14	•	•	•	•	•	•	•	•	•	•	•	-
	63B5	95	115	140	11	-	-	-	-	-	-	-	•	•	•	•	•
	90B5	130	165	200	24	-	•	•	•	•	•	•	•	-	-	-	-
	90B14	95	115	140	24	-	•	•	•	•	•	•	•	-	-	-	-
	80B5	130	165	200	19	-	•	•	•	•	•	•	•	•	•	•	•
	80B14	80	100	120	19	-	•	•	•	•	•	•	•	•	•	•	-
075	71B5	110	130	160	14	-	•	•	•	•	•	•	•	•	•	•	•
	71B14	70	85	105	14	-	•	•	•	•	•	•	•	•	•	•	•
	100/112B5	180	215	250	28	-	•	•	•	•	•	•	-	-	-	-	-
	100/112B14	110	130	160	28	-	•	•	•	•	•	•	•	•	•	•	-
	90B5	130	165	200	24	-	•	•	•	•	•	•	•	•	•	•	-
	90B14	95	115	140	24	-	•	•	•	•	•	•	•	•	•	•	•
090	80B5	130	165	200	19	-	•	•	•	•	•	•	•	•	•	•	•
	80B14	80	100	120	19	-	•	•	•	•	•	•	•	•	•	•	•
	100/112B5	180	215	250	28	-	•	•	•	•	•	•	-	-	-	-	-
	100/112B14	110	130	160	28	-	•	•	•	•	•	•	-	-	-	-	-
	90B5	130	165	200	24	-	•	•	•	•	•	•	•	•	•	•	-
	90B14	95	115	140	24	-	•	•	•	•	•	•	•	•	•	•	-
110	80B5	130	165	200	19	-	•	•	•	•	•	•	•	•	•	•	•
	80B14	80	100	120	19	-	•	•	•	•	•	•	•	•	•	•	•
	132B5	230	265	300	38	-	•	•	•	•	•	•	•	-	-	-	-
	100/112B5	180	215	250	28	-	•	•	•	•	•	•	•	•	•	•	-
	90B5	130	165	200	24	-	•	•	•	•	•	•	•	•	•	•	•
	90B14	95	115	140	24	-	•	•	•	•	•	•	•	•	•	•	•
130	80B5	130	165	200	19	-	•	•	•	•	•	•	•	•	•	•	•
	132B5	230	265	300	38*	-	•	•	•	•	•	•	•	-	-	-	-
	100/112B5	180	215	250	28	-	-	-	-	-	•	•	•	•	•	•	•
150	90B5	130	165	200	24	-	-	-	-	-	-	-	-	-	-	•	•
	160B5	250	300	350	42	-	•	•	•	•	•	-	-	-	-	-	-
	132B5	230	265	300	38	-	-	-	-	•	•	•	•	•	•	•	-
	100/112B5	180	215	250	28	-	-	-	-	-	-	-	-	•	•	•	•

Standard input flange - NEMA



NMRV	NEMA	N	M	P	D	Available Ratios											
						5	7.5	10	15	20	25	30	40	50	60	80	100
030	48C	3.00	3.75	5.625	0.500	•	•	•	•	•	•	•	•	•	•	•	-
040	56C	4.50	5.88	6.500	0.625	•	•	•	•	•	•	•	•	•	•	•	•
050	56C	4.50	5.88	6.500	0.875	•	•	•	•	•	•	•	•	•	•	•	•
063	56C	4.50	5.88	6.500	0.625	-	•	•	•	•	•	•	•	•	•	•	•
	140TC	4.50	5.88	6.500	0.875	-	•	•	•	•	•	•	•	•	-	-	-
075	56C	4.50	5.88	6.500	0.625	-	•	•	•	•	•	•	•	•	•	•	•
	140TC	4.50	5.88	6.500	0.875	-	•	•	•	•	•	•	•	•	•	-	-
	180TC	8.50	7.25	9.000	1.125	-	•	•	•	•	-	-	-	-	-	-	-
090	56C	4.50	5.88	6.500	0.625	-	•	•	•	•	•	•	•	•	•	•	•
	140TC	4.50	5.88	6.500	0.875	-	•	•	•	•	•	•	•	•	•	•	•
	180TC	8.50	7.25	9.000	1.125	-	•	•	•	•	•	•	•	-	-	-	-
110	140TC	4.50	5.88	6.500	0.875	-	•	•	•	•	•	•	•	•	•	•	•
	180TC	8.50	7.25	9.000	1.125	-	•	•	•	•	•	•	•	•	•	-	-
130	140TC	4.50	5.88	6.500	0.875	-	-	-	-	-	-	-	-	-	-	•	•
	180TC	8.50	7.25	9.000	1.125	-	-	-	-	-	-	•	•	•	•	•	-
	210TC	8.50	7.25	9.000	1.375	-	•	•	•	•	•	•	•	-	-	-	-
150	180TC	8.50	7.25	9.000	1.125	-	-	-	-	-	-	•	•	•	•	•	•
	210TC	8.50	7.25	9.000	1.375	-	-	-	•	•	•	•	•	-	-	-	-
	250TC	8.50	7.25	9.000	1.625	-	•	•	•	•	•	-	-	-	-	•	-

Non-standard input flange - IEC



The table below report possible configurations strictly based on geometric criteria. To determine the compatibility of a motor-gear unit assembly in terms of mechanical factors, double check the selected configuration against the rating charts for NRV/NRV-P ratings.

(*) Low profile key supplied by Motovario.

(**) For NMRV-P 110 flange Ø300 only possible solution bush Ø38.

(+) Motor-ratio combination not to be used, out of warranty terms.

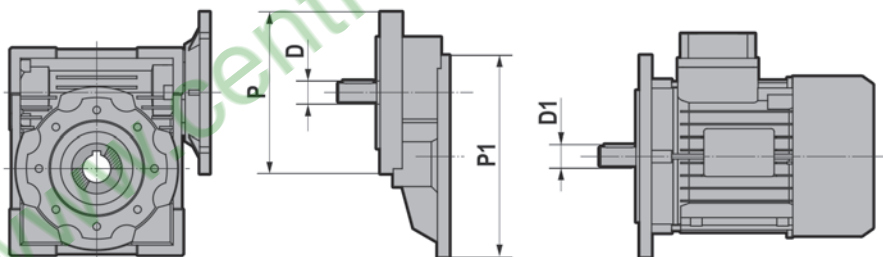
NMRV NMRV-P	P	D											
		5	7.5	10	15	20	25	30	40	50	60	80	100
025	80	9	9	9	9	9		9	9	9	9		
	140												
030	120	11	11	11	11	11	11	11	11	11	9	9	
	90	9	9	9	9	9	9	9	9	9			
	80												
	160												
040	140												
	120	14	14	14	14	14	14	14	14	11	11	11	11
	105	11	11	11	11	11	11	11	11	9	9	9	9
	90												
050	200												
	160												
	140	19	19	19	19	19	19	19	14	14	14	14	11
	120	14	14	14	14	14	14	14	11	11	11	11	
	105												
063	200												
	160		24	24	24	24	24	24	24	19	19	19	14
	140		19	19	19	19	19	19	19	14	14	14	
	120		14	14	14	14	14	14	14	14	14	14	
	105												
075	250												
	200		28	28	28	28	28	28	24	24	24	19	19
	160		24	24	24	24	24	24	19	19	19	14	14
	140		19	19	19	19	19	19	14	14	14	14	14
	120		14	14	14	14	14	14	14	14	14	14	14
090	250												
	200		28	28	28	28	28	28	28	28	24	24	19
	160		24	24	24	24	24	24	24	24	24	19	
	140		19	19	19	19	19	19	19	19	19	19	
110	300		38**	38**	38**	38**	38**	38**	38**	38**	+	+	+
	250												
	200		28	28	28	28	28	28	28	28	28	24	24
	160		14	14	14	14	14	14	14	14	14	14	19
	140		19	19	19	19	19	19	19	19	19	19	19
130	300												
	250		38*	38*	38*	38*	38*	38*	38*	28	28	28	28
	200												
150	350												
	300		42	42	42	42	42	42	38	38	38	38	28
	250												

- the above values are expressed in millimeters

PC+NMRV - Standard input flange - IEC

NMRV	i	PC 063		PC 071		PC 080		PC 090	
		105 / 11 i = 3	105 / 14 i = 3	120 / 14 i = 3	120 / 19 i = 3	160 / 24 i = 3	160 / 28 i = 3	160 / 24 i = 2.42	160 / 28 i = 2.42
040	25								
	30								
	40								
	50								
	60								
	80								
050	100								
	25								
	30								
	40								
	50								
	60								
130	80								
	100								
	25								
	30								
	40								
	50								

- the above values are expressed in millimeters



	P1/D1	P/D	(P/D)	~Lb
PC 063	63B5 - 140/11	105/11	(105/14)	4
PC 071	71B5 - 160/14	120/14	(120/19)	5
PC 080	80B5 - 200/19	160/19	(160/24) (160/28)	9
PC 090	90B5 - 200/24	160/24	(160/19) (160/28)	9

- (P/D) Only on request

- the above values are expressed in millimeters

NMRVpower/HW - Standard input flange

NMRVpower 063 / HW030				
i	56	63	71	80
22.08			B5-B14	B5-B14
29.00			B5-B14	B5-B14
38.67			B5-B14	B5-B14
44.17			B5-B14	B5-B14
47.50		B5	B5-B14	B5-B14
58.00		B5	B5-B14	B5-B14
71.25		B5	B5-B14	B5-B14
77.33		B5	B5-B14	B5-B14
81.82		B5	B5-B14	B5-B14
88.33		B5	B5-B14	B5-B14
95.00		B5	B5-B14	B5-B14
109.09		B5	B5-B14	B5-B14
118.13		B5	B5-B14	B5-B14
136.36		B5	B5-B14	B5-B14
142.50		B5	B5-B14	B5-B14
157.50		B5	B5-B14	B5-B14
163.64		B5	B5-B14	B5-B14
176.67	B5	B5	B5-B14	
196.88	B5	B5	B5-B14	
218.18	B5	B5	B5-B14	
236.25	B5	B5	B5-B14	
272.73	B5	B5	B5-B14	
315.00	B5	B5	B5-B14	
393.75	B5	B5	B5-B14	
433.33	B5	B5		
472.50	B5	B5		
541.67	B5	B5		
650.00	B5	B5		
787.50	B5			
866.67	B5			
1083.33	B5			

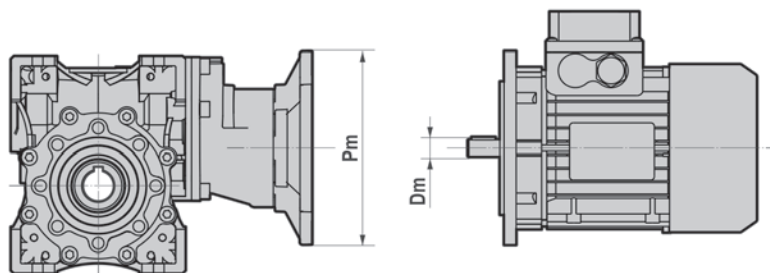
NMRVpower 075 / HW030				
i	56	63	71	80
22.08				B5-B14
29.00			B5-B14	B5-B14
38.67			B5-B14	B5-B14
44.17			B5-B14	B5-B14
47.50			B5-B14	B5-B14
58.00			B5-B14	B5-B14
71.25			B5-B14	B5-B14
77.33			B5-B14	B5-B14
81.82		B5	B5-B14	B5-B14
88.33		B5	B5-B14	B5-B14
95.00		B5	B5-B14	B5-B14
109.09		B5	B5-B14	B5-B14
116.00		B5	B5-B14	B5-B14
136.36		B5	B5-B14	B5-B14
142.50		B5	B5-B14	B5-B14
154.67		B5	B5-B14	B5-B14
163.64		B5	B5-B14	B5-B14
176.67		B5	B5-B14	B5-B14
196.88		B5	B5-B14	B5-B14
218.18		B5	B5-B14	B5-B14
236.25		B5	B5-B14	B5-B14
272.73		B5	B5-B14	B5-B14
315.00		B5	B5-B14	
393.75	B5	B5	B5-B14	
472.50	B5	B5	B5-B14	
541.67	B5	B5		
650.00	B5	B5		
787.50	B5	B5		
866.67	B5	B5		
1083.33	B5			

NMRVpower/HW - Standard input flange

NMRVpower090 / HW040				
i	63	71	80	90
23.29			B5-B14	B5-B14
31.05			B5-B14	B5-B14
42.00			B5-B14	B5-B14
46.58			B5-B14	B5-B14
63.00		B5-B14	B5-B14	B5-B14
77.63		B5-B14	B5-B14	B5-B14
84.00		B5-B14	B5-B14	B5-B14
93.16		B5-B14	B5-B14	B5-B14
110.00		B5-B14	B5-B14	B5-B14
126.00		B5-B14	B5-B14	B5-B14
137.50		B5-B14	B5-B14	B5-B14
155.26	B5	B5-B14	B5-B14	B5-B14
165.00		B5-B14	B5-B14	B5-B14
186.32	B5	B5-B14	B5-B14	
220.00	B5	B5-B14	B5-B14	B5-B14
252.00	B5	B5-B14	B5-B14	
275.00	B5	B5-B14	B5-B14	
304.55	B5	B5-B14	B5-B14	
330.00	B5	B5-B14	B5-B14	
383.33	B5	B5-B14	B5-B14	
437.50	B5	B5-B14		
460.00	B5	B5-B14		
525.00	B5	B5-B14		
613.33	B5	B5-B14		
700.00	B5	B5-B14		
766.67	B5			
875.00	B5			

NMRVpower110 / HW040				
i	63	71	80	90
23.29			B5-B14	B5-B14
31.05			B5-B14	B5-B14
42.00			B5-B14	B5-B14
46.58			B5-B14	B5-B14
62.11			B5-B14	B5-B14
77.63			B5-B14	B5-B14
84.00			B5-B14	B5-B14
93.16			B5-B14	B5-B14
105.00			B5-B14	B5-B14
126.00			B5-B14	B5-B14
137.50		B5-B14	B5-B14	B5-B14
155.26	B5	B5-B14	B5-B14	B5-B14
168.00		B5-B14	B5-B14	B5-B14
186.32	B5	B5-B14	B5-B14	B5-B14
220.00		B5-B14	B5-B14	B5-B14
252.00		B5-B14	B5-B14	B5-B14
275.00		B5-B14	B5-B14	B5-B14
304.55	B5	B5-B14	B5-B14	B5-B14
330.00	B5	B5-B14	B5-B14	
383.33	B5	B5-B14	B5-B14	
440.00	B5	B5-B14	B5-B14	
460.00	B5	B5-B14	B5-B14	
525.00	B5	B5-B14		
613.33	B5	B5-B14	B5-B14	
700.00	B5	B5-B14		
766.67	B5	B5-B14		
875.00	B5	B5-B14		

NMRVpower/HW - Standard input flange



B5		
	Pm	Dm
056	120	9
063	140	11
071	160	14
080	200	19
090	200	24

B14		
	Pm	Dm
071	105	14
080	120	19
090	140	24

NMRVpower/HW - Standard input flange - NEMA

HW030 + NMRV-P063			
Ratio	56C	140TC	180TC
22.08	•	•	
29.00	•	•	
38.67	•	•	
44.17	•	•	
47.50	•	•	
58.00	•	•	
71.25	•	•	
77.33	•		
81.82	•		
88.33	•		
95.00	•		
109.09	•		
118.13	•		
136.36	•		
142.50	•		
157.50	•		
163.64	•		
176.67	•		
196.88	•		
218.18	•		
236.25	•		
272.73	•		
315.00	•		
393.75	•		
433.33	•		
472.50	•		
541.67	•		
650.00	•		
787.50	•		
866.67	•		
1083.33	•		

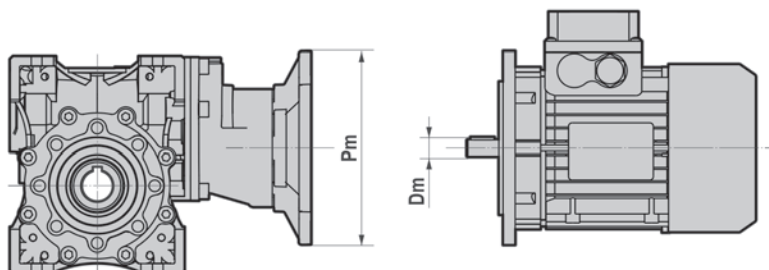
HW030 + NMRV-P075			
Ratio	56C	140TC	180TC
22.08	•	•	
29.00	•	•	
38.67	•	•	
44.17	•	•	
47.50	•	•	
58.00	•	•	
71.25	•	•	
77.33	•	•	
81.82	•	•	
88.33	•	•	
95.00	•	•	
109.09	•	•	
116.00	•	•	
136.36	•	•	
142.50	•	•	
154.67	•		
163.64	•		
176.67	•		
196.88	•		
218.18	•		
236.25	•		
272.73	•		
315.00	•		
393.75	•		
472.50	•		
541.67	•		
650.00	•		
787.50	•		
866.67	•		
1083.33	•		

NMRVpower/HW - Standard input flange - NEMA

HW040 + NMRV-P090			
Ratio	56C	140TC	180TC
23.29	•	•	•
31.05	•	•	•
42.00	•	•	•
46.58	•	•	•
63.00	•	•	
77.63	•	•	
84.00	•	•	
93.16	•	•	
110.00	•	•	
126.00	•	•	
137.50	•	•	
155.26	•	•	
165.00	•	•	
186.32	•	•	
220.00	•	•	
252.00	•		
275.00	•		
304.55	•		
330.00	•		
383.33	•		
437.50	•		
460.00	•		
525.00	•		
613.33	•		
700.00	•		
766.67	•		
875.00	•		

HW040 + NMRV-P110			
Ratio	56C	140TC	180TC
23.29	•	•	•
31.05	•	•	•
42.00	•	•	•
46.58	•	•	•
62.11	•	•	•
77.63	•	•	•
84.00	•	•	•
93.16	•	•	•
105.00	•	•	•
126.00	•	•	•
137.50	•	•	
155.26	•	•	
168.00	•	•	
186.32	•	•	
220.00	•	•	
252.00	•	•	
275.00	•	•	
304.55	•	•	
330.00	•	•	
383.33	•	•	
440.00	•		
460.00	•		
525.00	•		
613.33	•		
700.00	•		
766.67	•		
875.00	•		

NMRVpower/HW - Standard input flange



IEC B5		
	Pm	Dm
063	140mm	11mm
071	160mm	14mm
080	200mm	19mm
090	200mm	24mm

IEC B14		
	Pm	Dm
071	105mm	14mm
080	120mm	19mm
090	140mm	24mm

NEMA		
	Pm	Dm
56C	6.500	0.625
140TC	6.500	0.875
180TC	9.000	1.125

Efficiency

Efficiency is a parameter which has a major influence on the sizing of certain applications, and basically depends on gear pair design elements. The gear mesh data table on page 25 shows dynamic efficiency ($\eta_d=1750$) and static efficiency values. Remember that these values are only achieved after the unit has been run in.

Dynamic irreversibility

Dynamic irreversibility is achieved when the output shaft stops instantly when drive is no longer transmitted through the worm shaft. This condition requires a dynamic efficiency of $\eta_d < 0.5$ (see table on page 25).

Static irreversibility

Static irreversibility is achieved when, with the gear reducer at a standstill, the application of a load to the output shaft does not set in motion the worm shaft. This condition requires a static efficiency of $\eta_s < 0.5$ (see table on page 25).

Note: Vibrations and shocks can affect a gear reducer's irreversibility.

Irreversibility

η_d	DYNAMIC IRREVERSIBILITY
> 0.6	dynamic reversibility
0.5 ~ 0.6	low dynamic reversibility
0.4 ~ 0.5	good dynamic irreversibility
< 0.4	dynamic irreversibility



η_s	STATIC IRREVERSIBILITY
> 0.55	static reversibility
0.5 ~ 0.55	low static reversibility
< 0.5	static irreversibility

- The table shows approximate irreversibility classes.
- The irreversibility condition of combined gear reducers is given by the units with the lowest efficiency.

Direction of rotation



NMRV-NRV



NMRV + NMRV - NRV + NMRV

- The helix is right-handed.

Gear mesh data

NMRV / NRV	i	5	7.5	10	15	20	25	30	40	50	60	80	100
030	Z1	6	4	3	2	2	1	1	1	1	1	1	
	γ	27°04'	18°49'	14°20'	9°40'	7°42'	5°35'	4°52'	3°52'	3°12'	2°45'	2°07'	
	Mx	1.44	1.44	1.44	1.44	1.09	1.7	1.44	1.09	0.89	0.74	0.56	
	$\eta\delta(1750)$	0.87	0.85	0.83	0.78	0.74	0.69	0.66	0.60	0.56	0.52	0.45	
	η_s	0.72	0.67	0.63	0.55	0.5	0.43	0.39	0.35	0.31	0.27	0.23	
040	Z1	6	4	3	2	2	2	1	1	1	1	1	1
	γ	34°19'	24°28'	18°51'	12°49'	10°23'	8°43'	6°29'	5°14'	4°23'	3°47'	2°57'	2°25'
	Mx	2.06	2.06	2.06	2.06	1.57	1.27	2.06	1.57	1.27	1.06	0.81	0.65
	$\eta\delta(1750)$	0.89	0.87	0.85	0.83	0.79	0.76	0.71	0.66	0.63	0.59	0.53	0.48
	η_s	0.74	0.71	0.67	0.6	0.55	0.51	0.45	0.4	0.36	0.32	0.28	0.24
050	Z1	6	4	3	2	2	2	1	1	1	1	1	1
	γ	33°37'	23°54'	18°23'	12°30'	10°06'	8°29'	6°19'	5°06'	4°16'	3°40'	2°52'	2°21'
	Mx	2.56	2.56	2.56	2.56	1.95	1.58	2.56	1.95	1.58	1.32	1	0.8
	$\eta\delta(1750)$	0.89	0.88	0.87	0.83	0.8	0.77	0.73	0.68	0.64	0.6	0.54	0.5
	η_s	0.74	0.7	0.66	0.59	0.55	0.51	0.44	0.39	0.35	0.32	0.27	0.23
063	Z1		4	3	2	2	2	1	1	1	1	1	1
	g		24°31'	18°53'	12°51'	10°25'	8°45'	6°30'	5°15'	4°24'	3°47'	2°58'	2°26'
	Mx		3.25	3.25	3.25	2.48	2	3.25	2.48	2	1.68	1.27	1.02
	$\eta\delta(1750)$		0.89	0.87	0.85	0.83	0.80	0.76	0.72	0.68	0.64	0.59	0.54
	η_s		0.71	0.67	0.6	0.55	0.51	0.45	0.4	0.36	0.33	0.28	0.24
075	Z1		4	3	2	2	2	1	1	1	1	1	1
	γ		26°17'	20°20'	13°52'	11°18'	9°32'	7°02'	5°42'	4°48'	4°08'	3°14'	2°40'
	Mx		3.94	3.94	3.94	3	2.42	3.94	3	2.42	2.03	1.54	1.24
	$\eta\delta(1750)$		0.89	0.88	0.86	0.84	0.82	0.78	0.74	0.71	0.67	0.62	0.57
	η_s		0.71	0.68	0.61	0.57	0.53	0.46	0.42	0.38	0.35	0.29	0.26
090	Z1		4	3	2	2	2	1	1	1	1	1	1
	γ		29°11'	22°44'	15°36'	12°50'	10°54'	7°57'	6°30'	5°30'	4°46'	3°45'	3°06'
	Mx		4.84	4.84	4.84	3.69	2.98	4.84	3.69	2.98	2.5	1.89	1.52
	$\eta\delta(1750)$		0.90	0.89	0.87	0.86	0.84	0.80	0.77	0.74	0.71	0.65	0.61
	η_s		0.73	0.7	0.64	0.6	0.56	0.49	0.45	0.41	0.38	0.32	0.28
110	Z1		4	3	2	2	2	1	1	1	1	1	1
	γ		28°15'	21°57'	15°02'	14°41'	12°34'	7°39'	7°28'	6°22'	5°32'	4°24'	3°39'
	Mx		5.875	5.875	5.875	4.62	3.73	5.875	4.62	3.73	3.13	2.37	1.91
	$\eta\delta(1750)$		0.90	0.89	0.88	0.87	0.86	0.81	0.80	0.77	0.75	0.69	0.65
	η_s		0.72	0.69	0.63	0.62	0.59	0.48	0.48	0.44	0.41	0.36	0.32
130	Z1		4	3	2	2	2	1	1	1	1	1	1
	γ		28°41'	22°19'	15°18'	13°52'	11°49'	7°47'	7°02'	5°58'	5°11'	4°07'	3°24'
	Mx		6.97	6.97	6.97	5.4	4.37	6.97	5.4	4.37	3.67	2.77	2.23
	$\eta\delta(1750)$		0.91	0.89	0.87	0.87	0.85	0.81	0.79	0.76	0.73	0.69	0.65
	η_s		0.72	0.69	0.63	0.61	0.58	0.49	0.46	0.43	0.39	0.34	0.3
150	Z1		6	4	3	2	2	2	1	1	1	1	1
	γ		32°09'	24°35'	17°27'	12°53'	11°19'	9°50'	6°32'	5°43'	4°57'	3°55'	3°14'
	Mx		5.5	6.155	5.5	6.155	5	4.193	6.155	5	4.193	3.17	2.55
	$\eta\delta(1750)$		0.91	0.9	0.88	0.87	0.85	0.84	0.79	0.77	0.74	0.69	0.65
	η_s		0.73	0.71	0.66	0.6	0.57	0.54	0.45	0.42	0.39	0.33	0.29

NMRV - NMRVpower - Angular backlash

NMRV 030	NMRV 040	NMRV 050	NMRV-P 063	NMRV-P 075	NMRV-P 090	NMRV-P 110	NMRV 130	NMRV 150
20' - 44'	18' - 34'	18' - 32'	18' - 28'	18' - 24'	6' - 18'	6' - 14'	6' - 12'	6' - 12'

- Such values in ARC-minute can be detected on the output shaft, with locked input shaft. For applications requiring controlled or reduced backlash, please contact our technical service.

Design features PC

The PC construction is modular and therefore it can be supplied as a separate unit to be mounted on any type of fitted geared motor (input flange). In this connection, the various possibilities of flange/output shafts can be found on page 16.

Fitting the pre-stage helical module on the main gear reducer is easily done as for any motor of type B14.

The pre-stage unit cannot be used by itself, but only coupled with another gear reducer.

Materials

Case in aluminium alloy. Gears in case hardened, hardened, tempered steel 20MnCr5 (UNI7846).

Design features HW

There are two pre-stage units called HW. HW030 which can be mounted on gearboxes NMRVpower063-075 and HW040 which can be fitted with gearboxes NMRVpower090-110. The pre-stage construction is modular and therefore it can be supplied for various motor (input flange) with B5 and B14 flange.

The pre-stage is always coupled to the reducer NMRVpower.

Materials

Casing in aluminium alloy. Steel gears 20MnCr5 (UNI7846), hardened, tempered and carefully scraped.

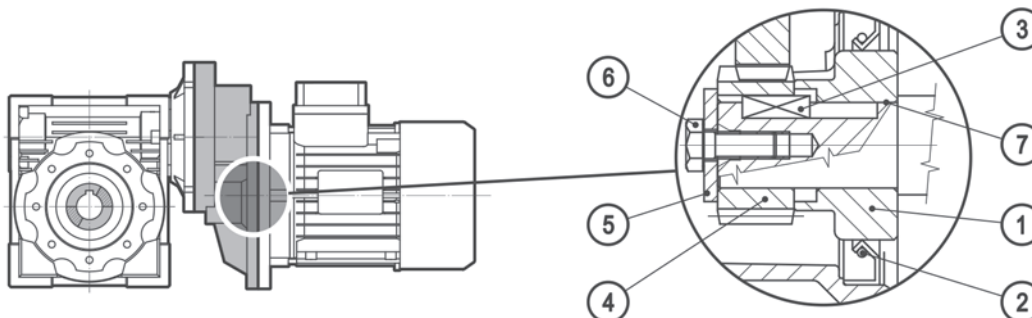
Coupling to electric motor PC

Correctly fitting the pinion on the electric motor shaft requires you keep to the following instructions:

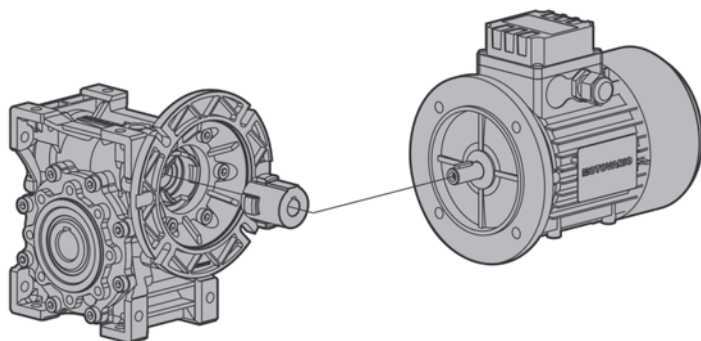
- Thoroughly clean the electric motor shaft.
- Remove the motor key from its seat.
- Fit the bush (1) to the drive shaft as shown in the diagram, using liquid gasket (7). To make this easier, you can heat the bush to approximately 158°F/176°F.
- Fit the new key (3) provided in place of the one removed beforehand.
- Fit the pinion (4) taking the same precautions as described in point (c).

- Fit the washer (5) and tighten with the screw (6).
- Remove the rubber cap mounted on the seat of the oil seal, taking care since the pre-stage unit is already complete with lubricant.
- Fit the oil seal (2) and then the motor assembly, taking care not to damage the lip of the oil seal.

Note: For correct operation, with no vibration or noise, it is recommended to use MOTOVARIO motors.



Motor mounting with input flange



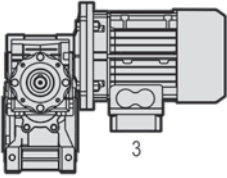
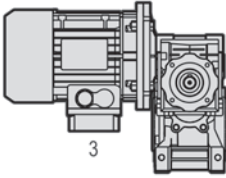
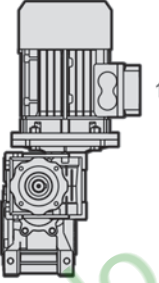
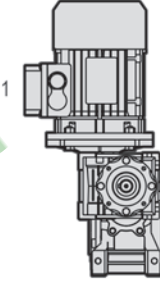
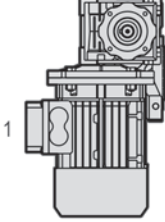
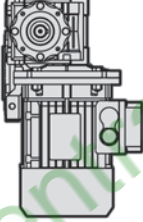
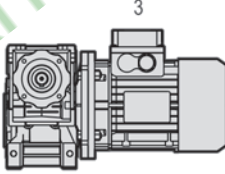
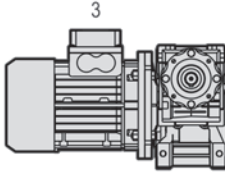
- When the unit is supplied without motor, to ensure the correct assembly of the electric motor, it is necessary to follow recommendations below.
- Check that the tolerances for the motor shaft and flange correspond to the latest IEC standard.
- Carefully clean the motor shaft, spigot and surfaces of the flange removing any traces of paint and dirt.
- Verify the correct key fitment and tolerances and then proceed fitting the bushing to the motor shaft (see picture) taking care to ensure the motor shaft and bearings are not damaged by avoiding excessive force and where necessary using assembly equipment.
- Finally assemble the motor to the unit ensuring its bushin teeth are in perfect alignment with the teeth of the unit bushing. Always use good procedures and practices that ensure correct operation without risking damage to the motor or unit bearings. Motor key adjustment is not provided.

NMRV - NMRVpower - Mounting positions

NMRV-NMRVpower - NRV- NRVpower			
NMRVpower...U - B3	B6	V5	V6

- "U" version is related to sizes from NMRV/NMRV-P 025-075 and NRV/NRV-P 030-063. For these sizes it is not necessary to specify mounting position.
- For vertical positions, check with page 4.
- For positions not shown above, it is necessary to contact our Technical Service.
- Unless specified otherwise, the standard positions are B3.
- Mount the unit in the expected mounting position. Otherwise contact our Technical Service.

NMRV+NMRV - NMRV+NMRVpower - Double worm gearbox assembly positions

NMRV-NMRVpower / NRV-NMRVpower			
AS1	AS2	VS1	VS2
			
PS1	PS2	BS1	BS2
			

- The position of the 1st reducer with respect to the 2nd gear reducer depend on the version.
- The specified mounting position refers to the 2nd gear reducer. See page 27 for the possible mounting positions.
- Unless otherwise specified at the time of order, combination groups are supplied in version BS2.
- Mount the unit in the expected mounting position. Otherwise contact our Technical Service.

PC+NMRV - Mounting positions

PC - NMRV			
B3	B6	V5	V6

- For NMRV 030-075 mounting position is U and it is valid for positions B3-B6-B7-B8-V5-V6.
- For NMRV 090-105 mounting position B3 is valid also for B6-B7-B8. Mounting positions V5 and V6 must be specified.
- For NMRV 110-150 mounting positions B3-B6-B7-B8-V5-V6 must be specified.
- Mount the unit in the expected mounting position. Otherwise contact our Technical Service.

www.estratetknind.com

PC+NMRV - Helical worm gearbox assembly positions

PC - NMRV	
BS	AS
VS	PS

- Unless specified otherwise, the standard positions are BS/B3.
- Note: When ordering, please always specify helical worm gearbox assembly positions and mounting position.

www.centrateknindo.com

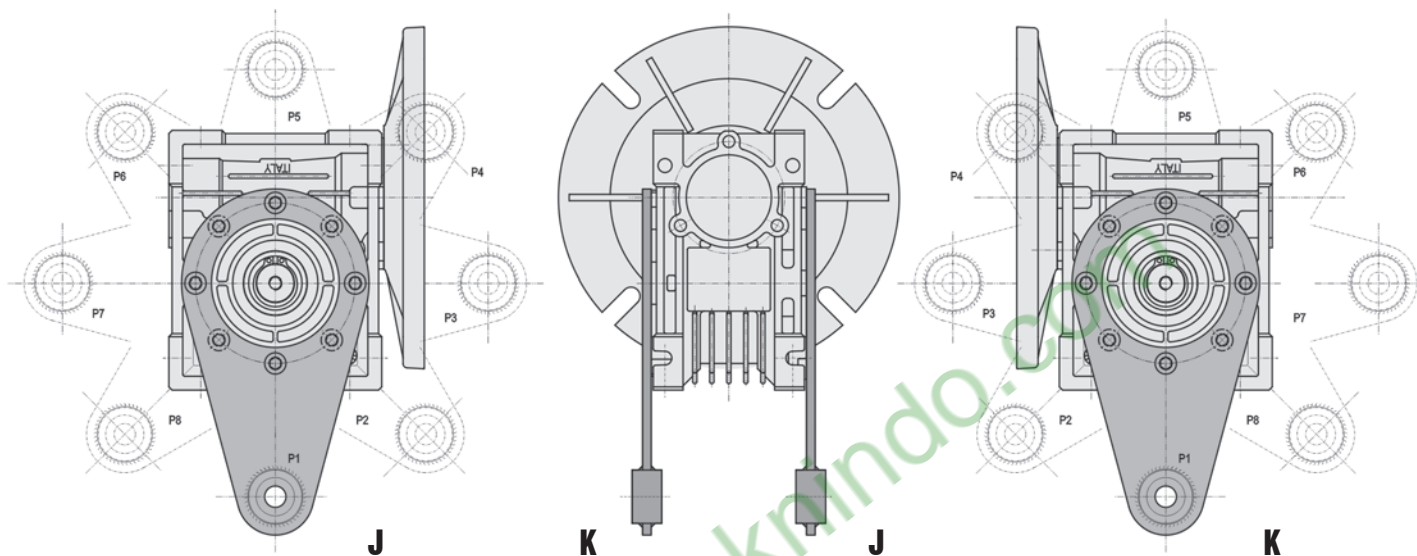
NMRVpower/HW - Mounting positions

NMRVpower/HW			
BS/B3	B6	V5	V6

- For NMRVpower/HW 063-075 mounting position B3 is valid also for B6-B7-B8-V6. Mounting position V5 must be specified.
- For NMRV 090-110 mounting position B3 is valid also for B6-B7-B8. Mounting positions V5 and V6 must be specified.
- For NMRV 130-150 mounting positions B3-B6-B7-B8-V5-V6 must be specified.
- Unless specified otherwise, the standard positions are BS/B3.
- **Assembly position only in BS**
- Mount the unit in the expected mounting position. Otherwise contact our Technical Service.

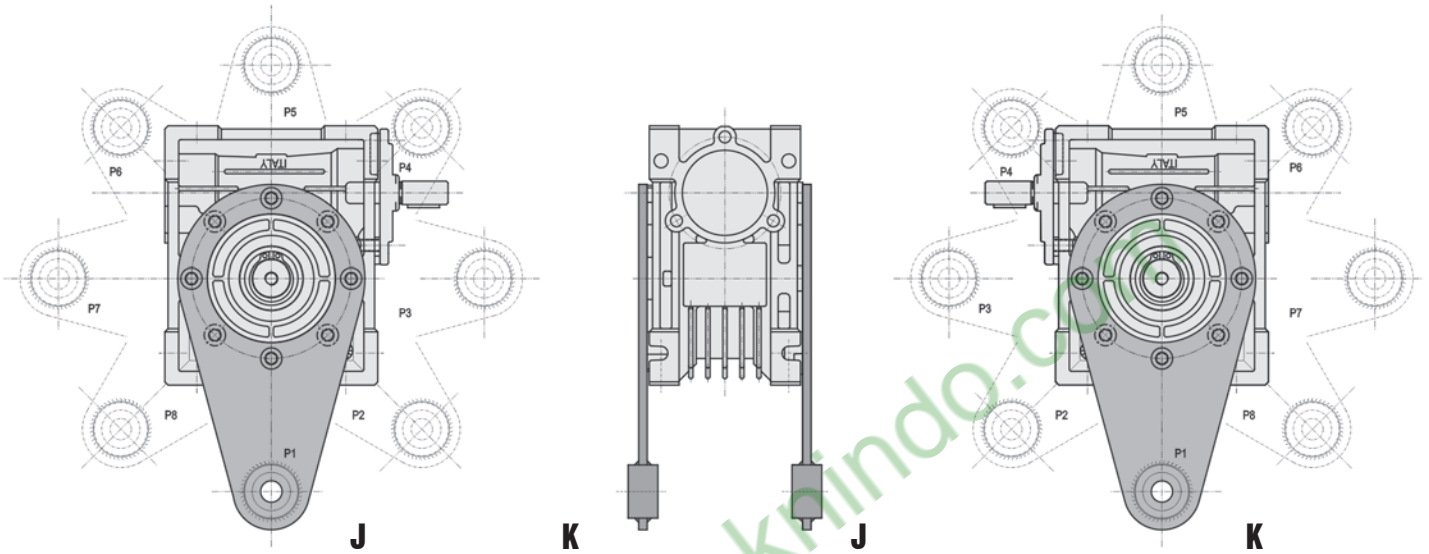
www.centraltrading.com

NMRV-NMRL Torque Arm - Mounting Position



NMRV-NMRVP NMRL	P1		P2		P3		P4		P5		P6		P7		P8	
	J	K	J	K	J	K	J	K	J	K	J	K	J	K	J	K
025			/	/	NO	NO	/	/			/	/			/	/
030			NO	NO	NO	NO	NO	NO								
040	NO NMRL		NO	NO	NO	NO	NO	NO	NO NMRL		NO NMRL		NO NMRL		NO NMRL	
050			NO	NO	NO	NO	NO	NO			NO	NO				
063					NO	NO	NO	NO								
075			NO	NO	NO	NO	NO	NO								
090					NO	NO	NO	NO								
110					NO	NO	NO	NO								
130					NO	NO	NO	NO								
150			NO	NO	NO	NO	NO	NO	NO	NO	NO	NO	NO		NO	NO

NRV-NRL Torque Arm - Mounting Position



NRV-NRVP NRL	P1		P2		P3		P4		P5		P6		P7		P8		
	J	K	J	K	J	K	J	K	J	K	J	K	J	K	J	K	
030			NO	NO			NO	NO									
040	NO NRL		NO NRL	NO	NO NRL	NO	NO	NO	NO NRL		NO NRL		NO NRL		NO NRL		
050			NO	NO			NO	NO			NO	NO					
063							NO	NO									
075							NO	NO									
090							NO	NO									
110							NO	NO									
130							NO	NO									
150			NO	NO			NO	NO	NO	NO	NO	NO				NO	NO

Worm Gearmotor Ratings - Motor Speed 1750 rpm

0.08 HP

Output speed RPM	Service factor sf	Output torque in-lbs	Exact ratio i	Max. torque in-lbs	OHL Output shaft lbs	Gearmotor		Gear Reducer	
						Reducer	Motor	Reducer	NEMA C-input
41	7.3	13	5	92	92	NMRV025	56A4	-	-
61	5.0	18	7.5	92	105	NMRV025	56A4	-	-
72	4.2	24	10	101	115	NMRV025	56A4	-	-
103	2.9	34	15	101	132	NMRV025	56A4	-	-
131	2.3	43	20	101	145	NMRV025	56A4	-	-
162	1.9	58	30	109	167	NMRV025	56A4	-	-
199	1.5	72	40	109	183	NMRV025	56A4	-	-
276	1.1	84	50	92	197	NMRV025	56A4	-	-

0.12 HP

Output speed RPM	Service factor sf	Output torque in-lbs	Exact ratio i	Max. torque in-lbs	OHL Output shaft lbs	Gearmotor		Gear Reducer	
						Reducer	Motor	Reducer	NEMA C-input
62	4.9	19	5	92	92	NMRV025	56B4	-	-
91	3.3	28	7.5	92	105	NMRV025	56B4	-	-
108	2.8	36	10	101	115	NMRV025	56B4	-	-
155	2.0	51	15	101	132	NMRV025	56B4	-	-
196	1.5	65	20	101	145	NMRV025	56B4	-	-
241	1.3	87	30	109	167	NMRV025	56B4	-	-
277	1.0	108	40	109	183	NMRV025	56B4	-	-

0.16 HP

Output speed RPM	Service factor sf	Output torque in-lbs	Exact ratio i	Max. torque in-lbs	OHL Output shaft lbs	Gearmotor		Gear Reducer	
						Reducer	Motor	Reducer	NEMA C-input
83	3.7	25	5	92	92	NMRV025	56C4	-	-
121	2.5	37	7.5	92	105	NMRV025	56C4	-	-
145	2.1	48	10	101	115	NMRV025	56C4	-	-
207	1.5	69	15	101	132	NMRV025	56C4	-	-
260	1.2	87	20	101	145	NMRV025	56C4	-	-
350	6.4	25	5	160	125	NMRV030	63A4	NMRV030	48C
350	11	26	5	303	240	NMRV040	63A4	NMRV040	56C
233	4.3	37	7.5	160	143	NMRV030	63A4	NMRV030	48C
233	9.4	38	7.5	353	274	NMRV040	63A4	NMRV040	56C
175	3.3	48	10	160	157	NMRV030	63A4	NMRV030	48C
175	7.5	49	10	370	302	NMRV040	63A4	NMRV040	56C
117	2.4	67	15	160	180	NMRV030	63A4	NMRV030	48C
117	5.2	72	15	370	346	NMRV040	63A4	NMRV040	56C
88	1.8	85	20	151	198	NMRV030	63A4	NMRV030	48C
88	4.0	91	20	361	380	NMRV040	63A4	NMRV040	56C
70	1.9	99	25	185	213	NMRV030	63A4	NMRV030	48C
70	3.0	110	25	328	410	NMRV040	63A4	NMRV040	56C
58	1.5	114	30	177	226	NMRV030	63A4	NMRV030	48C
58	3.3	123	30	403	435	NMRV040	63A4	NMRV040	56C
44	1.2	138	40	160	249	NMRV030	63A4	NMRV030	48C
44	2.5	152	40	378	479	NMRV040	63A4	NMRV040	56C
44	4.4	157	40	689	658	NMRV050	63A4	NMRV050	56C
35	1.9	182	50	353	516	NMRV040	63A4	NMRV040	56C
35	3.5	184	50	647	709	NMRV050	63A4	NMRV050	56C

0.16 HP

Output speed RPM	Service factor sf	Output torque in-lbs	Exact ratio i	Max. torque in-lbs	OHL Output shaft lbs	Gearmotor		Gear Reducer	
						Reducer	Motor	Reducer	NEMA C-input
29	1.6	204	60	328	549	NMRV040	63A4	NMRV040	56C
29	2.9	207	60	605	753	NMRV050	63A4	NMRV050	56C
22	1.1	244	80	277	604	NMRV040	63A4	NMRV040	56C
22	2.2	249	80	546	829	NMRV050	63A4	NMRV050	56C
22	3.8	274	80	1026	1083	-	-	NMRV-P63	56C
18	1.6	288	100	462	893	NMRV050	63A4	NMRV050	56C
18	3.2	308	100	992	1167	-	-	NMRV-P63	56C

0.25 HP

Output speed RPM	Service factor sf	Output torque in-lbs	Exact ratio i	Max. torque in-lbs	OHL Output shaft lbs	Gearmotor		Gear Reducer	
						Reducer	Motor	Reducer	NEMA C-input
350	4.1	39	5	160	125	NMRV030	63B4	NMRV030	48C
350	7.6	40	5	303	240	NMRV040	63B4	NMRV040	56C
233	2.8	57	7.5	160	143	NMRV030	63B4	NMRV030	48C
233	6.0	59	7.5	353	274	NMRV040	63B4	NMRV040	56C
175	2.1	75	10	160	157	NMRV030	63B4	NMRV030	48C
175	4.8	77	10	370	302	NMRV040	63B4	NMRV040	56C
117	1.5	105	15	160	180	NMRV030	63B4	NMRV030	48C
117	3.3	112	15	370	346	NMRV040	63B4	NMRV040	56C
88	1.1	133	20	151	198	NMRV030	63B4	NMRV030	48C
88	2.5	142	20	361	380	NMRV040	63B4	NMRV040	56C
88	4.6	144	20	656	522	-	-	NMRV050	56C
70	1.2	155	25	185	213	NMRV030	63B4	NMRV030	48C
70	1.9	171	25	328	410	NMRV040	63B4	NMRV040	56C
70	3.4	173	25	597	562	-	-	NMRV050	56C
58	1.0	178	30	177	226	NMRV030	63B4	NMRV030	48C
58	2.1	192	30	403	435	NMRV040	63B4	NMRV040	56C
58	3.8	197	30	740	598	-	-	NMRV050	56C
44	1.6	238	40	378	479	NMRV040	63B4	NMRV040	56C
44	2.8	245	40	689	658	NMRV050	63B4	NMRV050	56C
35	1.2	284	50	353	516	NMRV040	63B4	NMRV040	56C
35	2.2	288	50	647	709	NMRV050	63B4	NMRV050	56C
35	3.9	306	50	1207	926	-	-	NMRV-P63	56C
29	1.0	319	60	328	549	NMRV040	63B4	NMRV040	56C
29	1.9	324	60	605	753	NMRV050	63B4	NMRV050	56C
29	3.3	347	60	1135	984	-	-	NMRV-P63	56C
22	1.4	389	80	546	829	NMRV050	63B4	NMRV050	56C
22	2.4	427	80	1026	1083	-	-	NMRV-P63	56C
22	3.6	449	80	1632	1279	-	-	NMRV-P75	56C
18	1.0	450	100	462	893	NMRV050	63B4	NMRV050	56C
18	2.1	482	100	992	1167	-	-	NMRV-P63	56C
18	2.9	516	100	1517	1378	-	-	NMRV-P75	56C

0.33 HP

Output speed RPM	Service factor sf	Output torque in-lbs	Exact ratio i	Max. torque in-lbs	OHL Output shaft lbs	Gearmotor		Gear Reducer	
						Reducer	Motor	Reducer	NEMA C-input
350	3.1	52	5	160	125	-	-	NMRV030	48C
350	5.7	53	5	303	240	NMRV040	71A4	NMRV040	56C
233	2.1	76	7.5	160	143	-	-	NMRV030	48C
233	4.6	78	7.5	353	274	NMRV040	71A4	NMRV040	56C

0.33 HP

Output speed RPM	Service factor sf	Output torque in-lbs	Exact ratio i	Max. torque in-lbs	OHL Output shaft lbs	Gearmotor		Gear Reducer	
						Reducer	Motor	Reducer	NEMA C-input
175	1.6	99	10	160	157	-	-	NMRV030	48C
175	3.7	101	10	370	302	NMRV040	71A4	NMRV040	56C
117	1.1	139	15	160	180	-	-	NMRV030	48C
117	2.5	148	15	370	346	NMRV040	71A4	NMRV040	56C
117	4.6	148	15	681	474	NMRV050	71A4	NMRV050	56C
88	1.9	188	20	361	380	NMRV040	71A4	NMRV040	56C
88	3.4	190	20	656	522	NMRV050	71A4	NMRV050	56C
70	1.5	226	25	328	410	NMRV040	71A4	NMRV040	56C
70	2.6	229	25	597	562	NMRV050	71A4	NMRV050	56C
70	4.7	237	25	1123	735	NMRV-P63	71A4	NMRV-P63	56C
58	1.6	253	30	403	435	NMRV040	71A4	NMRV040	56C
58	2.8	260	30	740	598	NMRV050	71A4	NMRV050	56C
44	1.2	314	40	378	479	NMRV040	71A4	NMRV040	56C
44	2.1	323	40	689	658	NMRV050	71A4	NMRV050	56C
44	3.7	343	40	1261	860	NMRV-P63	71A4	NMRV-P63	56C
35	1.7	380	50	647	709	NMRV050	71A4	NMRV050	56C
35	3.0	404	50	1207	926	NMRV-P63	71A4	NMRV-P63	56C
29	1.4	428	60	605	753	NMRV050	71A4	NMRV050	56C
29	2.5	458	60	1135	984	NMRV-P63	71A4	NMRV-P63	56C
29	3.7	480	60	1778	1162	NMRV-P75	71A4	NMRV-P75	56C
22	1.1	514	80	546	829	NMRV050	71A4	NMRV050	56C
22	1.8	564	80	1026	1083	NMRV-P63	71A4	NMRV-P63	56C
22	2.8	592	80	1632	1279	NMRV-P75	71A4	NMRV-P75	56C
22	3.9	621	80	2396	1415	-	-	NMRV-P90	56C
18	1.6	636	100	992	1167	NMRV-P63	71A4	NMRV-P63	56C
18	2.2	681	100	1517	1378	NMRV-P75	71A4	NMRV-P75	56C
18	3.1	728	100	2270	1524	-	-	NMRV-P90	56C

0.50 HP

Output speed RPM	Service factor sf	Output torque in-lbs	Exact ratio i	Max. torque in-lbs	OHL Output shaft lbs	Gearmotor		Gear Reducer	
						Reducer	Motor	Reducer	NEMA C-input
350	3.8	80	5	303	240	NMRV040	71B4	NMRV040	56C
350	7.1	80	5	572	329	NMRV050	71B4	NMRV050	56C
233	3.0	118	7.5	353	274	NMRV040	71B4	NMRV040	56C
175	2.4	153	10	370	302	NMRV040	71B4	NMRV040	56C
175	4.2	157	10	664	414	NMRV050	71B4	NMRV050	56C
117	1.6	224	15	370	346	NMRV040	71B4	NMRV040	56C
117	3.0	224	15	681	474	NMRV050	71B4	NMRV050	56C
88	1.3	285	20	361	380	NMRV040	71B4	NMRV040	56C
88	2.3	288	20	656	522	NMRV050	71B4	NMRV050	56C
88	4.1	298	20	1224	683	NMRV-P63	71B4	NMRV-P63	56C
70	1.7	347	25	597	562	NMRV050	71B4	NMRV050	56C
70	3.1	359	25	1123	735	NMRV-P63	71B4	NMRV-P63	56C
58	1.1	384	30	403	435	NMRV040	71B4	NMRV040	56C
58	1.9	394	30	740	598	NMRV050	71B4	NMRV050	56C
58	3.3	410	30	1345	781	NMRV-P63	71B4	NMRV-P63	56C
44	1.4	490	40	689	658	NMRV050	71B4	NMRV050	56C
44	2.4	519	40	1261	860	NMRV-P63	71B4	NMRV-P63	56C
44	3.8	533	40	2029	1015	NMRV-P75	71B4	NMRV-P75	56C
35	1.1	576	50	647	709	NMRV050	71B4	NMRV050	56C
35	2.0	613	50	1207	926	NMRV-P63	71B4	NMRV-P63	56C
35	2.9	640	50	1880	1093	NMRV-P75	71B4	NMRV-P75	56C

www.centralek.com

0.50 HP

Output speed RPM	Service factor sf	Output torque in-lbs	Exact ratio i	Max. torque in-lbs	OHL Output shaft lbs	Gearmotor		Gear Reducer	
						Reducer	Motor	Reducer	NEMA C-input
29	1.6	694	60	1135	984	NMRV-P63	71B4	NMRV-P63	56C
29	2.4	727	60	1778	1162	NMRV-P75	71B4	NMRV-P75	56C
29	3.9	768	60	2959	1286	-	-	NMRV-P90	56C
22	1.2	855	80	1026	1083	NMRV-P63	71B4	NMRV-P63	56C
22	1.8	897	80	1632	1279	NMRV-P75	71B4	NMRV-P75	56C
22	2.5	940	80	2396	1415	-	-	NMRV-P90	56C
18	1.0	963	100	992	1167	NMRV-P63	71B4	NMRV-P63	56C
18	1.5	1031	100	1517	1378	NMRV-P75	71B4	NMRV-P75	56C
18	2.1	1103	100	2270	1524	-	-	NMRV-P90	56C

0.75 HP

Output speed RPM	Service factor sf	Output torque in-lbs	Exact ratio i	Max. torque in-lbs	OHL Output shaft lbs	Gearmotor		Gear Reducer	
						Reducer	Motor	Reducer	NEMA C-input
350	2.5	120	5	303	240	-	-	NMRV040	56C
350	4.8	120	5	572	329	NMRV050	80A4	NMRV050	56C
233	2.0	176	7.5	353	274	-	-	NMRV040	56C
233	3.6	178	7.5	647	377	NMRV050	80A4	NMRV050	56C
175	1.6	230	10	370	302	-	-	NMRV040	56C
175	2.8	235	10	664	414	NMRV050	80A4	NMRV050	56C
117	1.1	336	15	370	346	-	-	NMRV040	56C
117	2.0	336	15	681	474	NMRV050	80A4	NMRV050	56C
88	1.5	432	20	656	522	NMRV050	80A4	NMRV050	56C
88	2.7	446	20	1224	683	NMRV-P63	80A4	NMRV-P63	56C
70	1.1	520	25	597	562	NMRV050	80A4	NMRV050	56C
70	2.1	539	25	1123	735	NMRV-P63	80A4	NMRV-P63	56C
70	3.2	551	25	1784	868	NMRV-P75	80A4	NMRV-P75	56C
58	1.3	592	30	740	598	NMRV050	80A4	NMRV050	56C
58	2.2	615	30	1345	781	NMRV-P63	80A4	NMRV-P63	56C
58	3.2	631	30	2027	922	NMRV-P75	80A4	NMRV-P75	56C
44	1.6	779	40	1261	860	NMRV-P63	80A4	NMRV-P63	56C
44	2.5	800	40	2029	1015	NMRV-P75	80A4	NMRV-P75	56C
44	4.0	830	40	3329	1123	NMRV-P90	80A4	NMRV-P90	56C
35	1.3	919	50	1207	926	NMRV-P63	80A4	NMRV-P63	56C
35	2.0	960	50	1880	1093	NMRV-P75	80A4	NMRV-P75	56C
35	3.2	997	50	3144	1210	NMRV-P90	80A4	NMRV-P90	56C
29	1.1	1042	60	1135	984	NMRV-P63	80A4	NMRV-P63	56C
29	1.6	1091	60	1778	1162	NMRV-P75	80A4	NMRV-P75	56C
29	2.6	1152	60	2959	1286	NMRV-P90	80A4	NMRV-P90	56C
22	1.2	1346	80	1632	1279	NMRV-P75	80A4	NMRV-P75	56C
22	1.7	1410	80	2396	1415	NMRV-P90	80A4	NMRV-P90	56C
18	1.0	1547	100	1517	1378	NMRV-P75	80A4	NMRV-P75	56C
18	1.4	1655	100	2270	1524	NMRV-P90	80A4	NMRV-P90	56C

1 HP

Output speed RPM	Service factor sf	Output torque in-lbs	Exact ratio i	Max. torque in-lbs	OHL Output shaft lbs	Gearmotor		Gear Reducer	
						Reducer	Motor	Reducer	NEMA C-input
350	1.9	160	5	303	240	-	-	NMRV040	56C
350	3.6	160	5	572	329	NMRV050	80B4	NMRV050	56C
233	1.5	235	7.5	353	274	-	-	NMRV040	56C
233	2.7	238	7.5	647	377	NMRV050	80B4	NMRV050	56C

1 HP

Output speed RPM	Service factor sf	Output torque in-lbs	Exact ratio i	Max. torque in-lbs	OHL Output shaft lbs	Gearmotor		Gear Reducer	
						Reducer	Motor	Reducer	NEMA C-input
233	4.5	241	7.5	1076	492	NMRV-P63	80B4	NMRV-P63	56C / 143/145TC
175	1.2	306	10	370	302	-	-	NMRV040	56C
175	2.1	313	10	664	414	NMRV050	80B4	NMRV050	56C
175	3.5	315	10	1108	542	NMRV-P63	80B4	NMRV-P63	56C / 143/145TC
117	1.5	448	15	681	474	NMRV050	80B4	NMRV050	56C
117	2.7	457	15	1236	620	NMRV-P63	80B4	NMRV-P63	56C / 143/145TC
88	1.1	576	20	656	522	NMRV050	80B4	NMRV050	56C
88	2.1	595	20	1224	683	NMRV-P63	80B4	NMRV-P63	56C / 143/145TC
88	3.2	602	20	1953	806	NMRV-P75	80B4	NMRV-P75	56C / 143/145TC
70	1.6	719	25	1123	735	NMRV-P63	80B4	NMRV-P63	56C / 143/145TC
70	2.4	735	25	1784	868	NMRV-P75	80B4	NMRV-P75	56C / 143/145TC
58	1.6	819	30	1345	781	NMRV-P63	80B4	NMRV-P63	56C / 143/145TC
58	2.4	841	30	2027	922	NMRV-P75	80B4	NMRV-P75	56C / 143/145TC
44	1.2	1038	40	1261	860	NMRV-P63	80B4	NMRV-P63	56C / 143/145TC
44	1.9	1067	40	2029	1015	NMRV-P75	80B4	NMRV-P75	56C / 143/145TC
44	3.0	1107	40	3329	1123	NMRV-P90	80B4	NMRV-P90	56C / 143/145TC
35	1.0	1225	50	1207	926	NMRV-P63	80B4	NMRV-P63	56C / 143/145TC
35	1.5	1280	50	1880	1093	NMRV-P75	80B4	NMRV-P75	56C / 143/145TC
35	2.4	1330	50	3144	1210	NMRV-P90	80B4	NMRV-P90	56C / 143/145TC
35	4.0	1384	50	5548	1529	NMRV-P110	80B4	NMRV-P110	143/145TC
29	1.2	1454	60	1778	1162	NMRV-P75	80B4	NMRV-P75	56C / 143/145TC
29	1.9	1535	60	2959	1286	NMRV-P90	80B4	NMRV-P90	56C / 143/145TC
29	3.2	1617	60	5178	1625	NMRV-P110	80B4	NMRV-P110	143/145TC
22	1.3	1881	80	2396	1415	NMRV-P90	80B4	NMRV-P90	56C / 143/145TC
22	2.2	1996	80	4329	1788	NMRV-P110	80B4	NMRV-P110	143/145TC
22	3.6	1988	80	7061	2339	-	-	NMRV130	143/145TC
18	1.0	2207	100	2270	1524	NMRV-P90	80B4	NMRV-P90	56C / 143/145TC
18	1.7	2351	100	4060	1926	NMRV-P110	80B4	NMRV-P110	143/145TC
18	2.7	2341	100	6220	2519	-	-	NMRV130	143/145TC

1.5 HP

Output speed RPM	Service factor sf	Output torque in-lbs	Exact ratio i	Max. torque in-lbs	OHL Output shaft lbs	Gearmotor		Gear Reducer	
						Reducer	Motor	Reducer	NEMA C-input
350	1.3	240	5	303	240	-	-	NMRV040	56C
350	2.4	240	5	572	329	-	-	NMRV050	56C
233	1.0	353	7.5	353	274	-	-	NMRV040	56C
233	1.8	357	7.5	647	377	-	-	NMRV050	56C
233	3.0	362	7.5	1076	492	NMRV-P63	90S4	NMRV-P63	56C / 143/145TC
175	1.4	470	10	664	414	-	-	NMRV050	56C
175	2.3	472	10	1108	542	NMRV-P63	90S4	NMRV-P63	56C / 143/145TC
175	3.5	478	10	1656	639	NMRV-P75	90S4	NMRV-P75	56C / 143/145TC
117	1.0	673	15	681	474	-	-	NMRV050	56C
117	1.8	686	15	1236	620	NMRV-P63	90S4	NMRV-P63	56C / 143/145TC
117	2.7	700	15	1900	732	NMRV-P75	90S4	NMRV-P75	56C / 143/145TC
88	1.4	893	20	1224	683	NMRV-P63	90S4	NMRV-P63	56C / 143/145TC
88	2.2	903	20	1953	806	NMRV-P75	90S4	NMRV-P75	56C / 143/145TC
88	3.6	925	20	3287	891	NMRV-P90	90S4	NMRV-P90	56C / 143/145TC
70	1.0	1078	25	1123	735	NMRV-P63	90S4	NMRV-P63	56C / 143/145TC
70	1.6	1102	25	1784	868	NMRV-P75	90S4	NMRV-P75	56C / 143/145TC
70	2.8	1129	25	3144	960	NMRV-P90	90S4	NMRV-P90	56C / 143/145TC
58	1.1	1229	30	1345	781	NMRV-P63	90S4	NMRV-P63	56C / 143/145TC
58	1.6	1262	30	2027	922	NMRV-P75	90S4	NMRV-P75	56C / 143/145TC

www.centralektrikindo.com

1.5 HP

Output speed RPM	Service factor sf	Output torque in-lbs	Exact ratio i	Max. torque in-lbs	OHL Output shaft lbs	Gearmotor		Gear Reducer	
						Reducer	Motor	Reducer	NEMA C-input
58	2.8	1294	30	3631	1020	NMRV-P90	90S4	NMRV-P90	56C / 143/145TC
44	1.3	1600	40	2029	1015	NMRV-P75	90S4	NMRV-P75	56C / 143/145TC
44	2.0	1660	40	3329	1123	NMRV-P90	90S4	NMRV-P90	56C / 143/145TC
44	3.4	1725	40	5901	1419	NMRV-P110	90S4	NMRV-P110	143/145TC
35	1.0	1919	50	1880	1093	NMRV-P75	90S4	NMRV-P75	56C / 143/145TC
35	1.6	1994	50	3144	1210	NMRV-P90	90S4	NMRV-P90	56C / 143/145TC
35	2.7	2076	50	5548	1529	NMRV-P110	90S4	NMRV-P110	143/145TC
29	1.3	2303	60	2959	1286	NMRV-P90	90S4	NMRV-P90	56C / 143/145TC
29	2.1	2426	60	5178	1625	NMRV-P110	90S4	NMRV-P110	143/145TC
22	1.4	2994	80	4329	1788	NMRV-P110	90S4	NMRV-P110	143/145TC
22	2.4	2983	80	7061	2339	NMRV130	90S4	NMRV130	143/145TC
18	1.2	3526	100	4060	1926	NMRV-P110	90S4	NMRV-P110	143/145TC
18	1.8	3512	100	6220	2519	NMRV130	90S4	NMRV130	143/145TC

2 HP

Output speed RPM	Service factor sf	Output torque in-lbs	Exact ratio i	Max. torque in-lbs	OHL Output shaft lbs	Gearmotor		Gear Reducer	
						Reducer	Motor	Reducer	NEMA C-input
233	2.2	483	7.5	1076	492	NMRV-P63	90L4	NMRV-P63	143/145TC
233	3.2	483	7.5	1555	581	NMRV-P75	90L4	NMRV-P75	143/145TC
175	1.8	630	10	1108	542	NMRV-P63	90L4	NMRV-P63	143/145TC
175	2.6	637	10	1656	639	NMRV-P75	90L4	NMRV-P75	143/145TC
117	1.4	914	15	1236	620	NMRV-P63	90L4	NMRV-P63	143/145TC
117	2.0	934	15	1900	732	NMRV-P75	90L4	NMRV-P75	143/145TC
117	3.5	944	15	3329	810	NMRV-P90	90L4	NMRV-P90	143/145TC
88	1.0	1190	20	1224	683	NMRV-P63	90L4	NMRV-P63	143/145TC
88	1.6	1205	20	1953	806	NMRV-P75	90L4	NMRV-P75	143/145TC
88	2.7	1233	20	3287	891	NMRV-P90	90L4	NMRV-P90	143/145TC
70	1.2	1470	25	1784	868	NMRV-P75	90L4	NMRV-P75	143/145TC
70	2.1	1506	25	3144	960	NMRV-P90	90L4	NMRV-P90	143/145TC
70	3.7	1542	25	5707	1213	NMRV-P110	90L4	NMRV-P110	143/145TC
58	1.2	1682	30	2027	922	NMRV-P75	90L4	NMRV-P75	143/145TC
58	2.1	1725	30	3631	1020	NMRV-P90	90L4	NMRV-P90	143/145TC
58	3.5	1747	30	6094	1289	NMRV-P110	90L4	NMRV-P110	143/145TC
44	1.0	2134	40	2029	1015	NMRV-P75	90L4	NMRV-P75	143/145TC
44	1.5	2214	40	3329	1123	NMRV-P90	90L4	NMRV-P90	143/145TC
44	2.6	2300	40	5901	1419	NMRV-P110	90L4	NMRV-P110	143/145TC
35	1.2	2659	50	3144	1210	NMRV-P90	90L4	NMRV-P90	143/145TC
35	2.0	2767	50	5548	1529	NMRV-P110	90L4	NMRV-P110	143/145TC
29	1.0	3071	60	2959	1286	NMRV-P90	90L4	NMRV-P90	143/145TC
29	1.6	3234	60	5178	1625	NMRV-P110	90L4	NMRV-P110	143/145TC
22	1.1	3992	80	4329	1788	NMRV-P110	90L4	NMRV-P110	143/145TC
22	1.8	3977	80	7061	2339	NMRV130	90L4	NMRV130	143/145TC
18	1.3	4683	100	6220	2519	NMRV130	90L4	NMRV130	143/145TC

3 HP

Output speed RPM	Service factor sf	Output torque in-lbs	Exact ratio i	Max. torque in-lbs	OHL Output shaft lbs	Gearmotor		Gear Reducer	
						Reducer	Motor	Reducer	NEMA C-input
233	2.1	724	7.5	1555	581	NMRV-P75	100LA4	NMRV-P75	182/184TC
233	3.7	733	7.5	2681	643	NMRV-P90	100LA4	NMRV-P90	182/184TC

3 HP

Output speed RPM	Service factor sf	Output torque in-lbs	Exact ratio i	Max. torque in-lbs	OHL Output shaft lbs	Gearmotor		Gear Reducer	
						Reducer	Motor	Reducer	NEMA C-input
175	1.7	955	10	1656	639	NMRV-P75	100LA4	NMRV-P75	182/184TC
175	3.0	964	10	2866	708	NMRV-P90	100LA4	NMRV-P90	182/184TC
117	1.4	1400	15	1900	732	NMRV-P75	100LA4	NMRV-P75	182/184TC
117	2.4	1417	15	3329	810	NMRV-P90	100LA4	NMRV-P90	182/184TC
117	3.9	1420	15	5514	1023	NMRV-P110	100LA4	NMRV-P110	182/184TC
88	1.1	1807	20	1953	806	NMRV-P75	100LA4	NMRV-P75	182/184TC
88	1.8	1850	20	3287	891	NMRV-P90	100LA4	NMRV-P90	182/184TC
88	2.9	1872	20	5413	1126	NMRV-P110	100LA4	NMRV-P110	182/184TC
70	1.4	2259	25	3144	960	NMRV-P90	100LA4	NMRV-P90	182/184TC
70	2.5	2313	25	5707	1213	NMRV-P110	100LA4	NMRV-P110	182/184TC
58	1.4	2588	30	3631	1020	NMRV-P90	100LA4	NMRV-P90	182/184TC
58	2.3	2620	30	6094	1289	NMRV-P110	100LA4	NMRV-P110	182/184TC
58	3.3	2626	30	8742	379	NMRV130	100LA4	NMRV130	182/184TC
44	1.0	3321	40	3329	1123	NMRV-P90	100LA4	NMRV-P90	182/184TC
44	1.7	3450	40	5901	1419	NMRV-P110	100LA4	NMRV-P110	182/184TC
44	2.6	3415	40	8826	1856	NMRV130	100LA4	NMRV130	182/184TC
44	3.8	3415	40	13029	2538	-	-	NMRV150	182/184TC
35	1.3	4151	50	5548	1529	NMRV-P110	100LA4	NMRV-P110	182/184TC
35	2.0	4106	50	8238	2000	NMRV130	100LA4	NMRV130	182/184TC
35	2.8	4160	50	11768	2734	NMRV150	100LA4	NMRV150	182/184TC
29	1.1	4852	60	5178	1625	NMRV-P110	100LA4	NMRV-P110	182/184TC
29	1.6	4733	60	7565	2125	NMRV130	100LA4	NMRV130	182/184TC
29	2.2	4798	60	10591	2905	NMRV150	100LA4	NMRV150	182/184TC
22	1.2	5965	80	7061	2339	NMRV130	100LA4	NMRV130	182/184TC
22	1.6	5965	80	9667	3197	NMRV150	100LA4	NMRV150	182/184TC
18	1.2	7024	100	8406	3444	NMRV150	100LA4	NMRV150	182/184TC

5 HP

Output speed RPM	Service factor sf	Output torque in-lbs	Exact ratio i	Max. torque in-lbs	OHL Output shaft lbs	Gearmotor		Gear Reducer	
						Reducer	Motor	Reducer	NEMA C-input
233	1.3	1207	7.5	1555	581	NMRV-P75	112M4	NMRV-P75	182/184TC
233	2.2	1221	7.5	2681	643	NMRV-P90	112M4	NMRV-P90	182/184TC
233	3.8	1221	7.5	4640	812	NMRV-P110	112M4	NMRV-P110	182/184TC
175	1.0	1592	10	1656	639	NMRV-P75	112M4	NMRV-P75	182/184TC
175	1.8	1606	10	2866	708	NMRV-P90	112M4	NMRV-P90	182/184TC
175	3.1	1610	10	5027	894	NMRV-P110	112M4	NMRV-P110	182/184TC
117	1.4	2361	15	3329	810	NMRV-P90	112M4	NMRV-P90	182/184TC
117	2.3	2367	15	5514	1023	NMRV-P110	112M4	NMRV-P110	182/184TC
88	1.1	3084	20	3287	891	NMRV-P90	112M4	NMRV-P90	182/184TC
88	1.7	3120	20	5413	1126	NMRV-P110	112M4	NMRV-P110	182/184TC
70	1.5	3855	25	5707	1213	NMRV-P110	112M4	NMRV-P110	182/184TC
70	1.5	3855	25	5707	1213	NMRV-P110	112M4	NMRV-P110	182/184TC
58	1.4	4367	30	6094	1289	NMRV-P110	112M4	NMRV-P110	182/184TC
58	2.0	4377	30	8742	1686	NMRV130	112M4	NMRV130	182/184TC
58	2.2	4539	30	10087	2306	-	-	NMRV150	182/184TC
44	1.0	5751	40	5901	1419	NMRV-P110	112M4	NMRV-P110	182/184TC
44	1.6	5691	40	8826	1856	NMRV130	112M4	NMRV130	182/184TC
44	2.3	5691	40	13029	2538	-	-	NMRV150	182/184TC
35	1.2	6844	50	8238	2000	NMRV130	112M4	NMRV130	182/184TC
35	1.7	6934	50	11768	2734	NMRV150	112M4	NMRV150	182/184TC
29	1.3	7997	60	10591	2905	NMRV150	112M4	NMRV150	182/184TC

7.5 HP

Output speed RPM	Service factor sf	Output torque in-lbs	Exact ratio i	Max. torque in-lbs	OHL Output shaft lbs	Gearmotor		Gear Reducer	
						Reducer	Motor	Reducer	NEMA C-input
233	3.4	1844	7.5	6304	1062	NMRV130	132S4	NMRV130	213/215TC
175	2.9	2404	10	6893	1169	NMRV130	132S4	NMRV130	213/215TC
117	2.2	3526	15	7733	1339	NMRV130	132S4	NMRV130	213/215TC
117	2.9	3566	15	10507	1830	-	-	NMRV150	213/215TC
88	1.6	4701	20	7649	1473	NMRV130	132S4	NMRV130	213/215TC
88	2.3	4701	20	10927	2014	NMRV150	132S4	NMRV150	213/215TC
70	1.4	5741	25	7817	1587	NMRV130	132S4	NMRV130	213/215TC
70	1.8	5741	25	10087	2170	NMRV150	132S4	NMRV150	213/215TC
58	1.3	6565	30	8742	1686	NMRV130	132S4	NMRV130	213/215TC
58	1.5	6808	30	10087	2306	NMRV150	132S4	NMRV150	213/215TC
44	1.0	8537	40	8826	1856	NMRV130	132S4	NMRV130	213/215TC
44	1.5	8537	40	13029	2538	NMRV150	132S4	NMRV150	213/215TC

10 HP

Output speed RPM	Service factor sf	Output torque in-lbs	Exact ratio i	Max. torque in-lbs	OHL Output shaft lbs	Gearmotor		Gear Reducer	
						Reducer	Motor	Reducer	NEMA C-input
233	2.6	2458	7.5	6304	1062	NMRV130	132L4	NMRV130	213/215TC
175	2.2	3206	10	6893	1169	NMRV130	132L4	NMRV130	213/215TC
117	1.6	4701	15	7733	1339	NMRV130	132L4	NMRV130	213/215TC
117	2.2	4755	15	10507	1830	NMRV150	132L4	NMRV150	213/215TC
88	1.2	6268	20	7649	1473	NMRV130	132L4	NMRV130	213/215TC
88	1.7	6268	20	10927	2014	NMRV150	132L4	NMRV150	213/215TC
70	1.0	7654	25	7817	1587	NMRV130	132L4	NMRV130	213/215TC
70	1.3	7654	25	10087	2170	NMRV150	132L4	NMRV150	213/215TC
58	1.0	8753	30	8742	1686	NMRV130	132L4	NMRV130	213/215TC
58	1.1	9077	30	10087	2306	NMRV150	132L4	NMRV150	213/215TC
44	1.1	11383	40	13029	2538	NMRV150	132L4	NMRV150	213/215TC

15 HP

Output speed RPM	Service factor sf	Output torque in-lbs	Exact ratio i	Max. torque in-lbs	OHL Output shaft lbs	Gearmotor		Gear Reducer	
						Reducer	Motor	Reducer	NEMA C-input
233	2.7	3688	7.5	10087	1452	-	-	NMRV150	254/256TC
175	2.1	4863	10	10423	1599	-	-	NMRV150	254/256TC
117	1.5	7132	15	10507	1830	-	-	NMRV150	254/256TC
88	1.2	9401	20	10927	2014	-	-	NMRV150	254/256TC

20 HP

Output speed RPM	Service factor sf	Output torque in-lbs	Exact ratio i	Max. torque in-lbs	OHL Output shaft lbs	Gearmotor		Gear Reducer	
						Reducer	Motor	Reducer	NEMA C-input
233	2.1	4917	7.5	10087	1452	-	-	NMRV150	254/256TC
175	1.6	6484	10	10423	1599	-	-	NMRV150	254/256TC
117	1.1	9509	15	10507	1830	-	-	NMRV150	254/256TC

Worm Gear Reducer Ratings - Input Speed 3500 rpm

Maximum Torque in-lbs	Output Speed RPM	Exact Ratio i	Maximum Power HP	OHL		Gear Reducer	
				Output Shaft lbs	Input Shaft lbs	Motorized Input	Shaft Input
67	700	5	0.84	73	-	NMRV025	-
67	467	7.5	0.57	83	-	NMRV025	-
76	350	10	0.49	92	-	NMRV025	-
76	233	15	0.34	105	-	NMRV025	-
76	175	20	0.27	115	-	NMRV025	-
76	117	30	0.19	132	-	NMRV025	-
76	88	40	0.15	145	-	NMRV025	-
76	70	50	0.13	157	-	NMRV025	-
67	58	60	0.10	167	-	NMRV025	-
101	700	5	1.26	99	24	NMRV030	NRV030
109	467	7.5	0.93	113	26	NMRV030	NRV030
109	350	10	0.71	125	29	NMRV030	NRV030
109	233	15	0.49	143	29	NMRV030	NRV030
101	175	20	0.35	157	30	NMRV030	NRV030
134	140	25	0.40	169	44	NMRV030	NRV030
126	117	30	0.32	180	44	NMRV030	NRV030
118	88	40	0.24	198	27	NMRV030	NRV030
109	70	50	0.19	213	27	NMRV030	NRV030
101	58	60	0.16	226	26	NMRV030	NRV030
92	44	80	0.12	249	27	NMRV030	NRV030
202	700	5	2.49	190	42	NMRV040	NRV040
235	467	7.5	1.96	218	49	NMRV040	NRV040
244	350	10	1.54	240	57	NMRV040	NRV040
261	233	15	1.14	274	61	NMRV040	NRV040
244	175	20	0.82	302	43	NMRV040	NRV040
235	140	25	0.65	325	49	NMRV040	NRV040
286	117	30	0.69	346	73	NMRV040	NRV040
261	88	40	0.50	380	79	NMRV040	NRV040
252	70	50	0.41	410	79	NMRV040	NRV040
235	58	60	0.33	435	79	NMRV040	NRV040
210	44	80	0.24	479	79	NMRV040	NRV040
193	35	100	0.20	516	79	NMRV040	NRV040
378	700	5	4.62	261	58	NMRV050	NRV050
437	467	7.5	3.60	299	68	NMRV050	NRV050
454	350	10	2.83	329	79	NMRV050	NRV050
479	233	15	2.06	377	83	NMRV050	NRV050
446	175	20	1.49	414	87	NMRV050	NRV050
429	140	25	1.18	446	101	NMRV050	NRV050
538	117	30	1.29	474	102	NMRV050	NRV050
496	88	40	0.93	522	110	NMRV050	NRV050
446	70	50	0.71	562	110	NMRV050	NRV050
420	58	60	0.58	598	110	NMRV050	NRV050
378	44	80	0.42	658	110	NMRV050	NRV050
336	35	100	0.33	709	110	NMRV050	NRV050
793	467	7.5	6.39	391	89	NMRV-P063	NRV-P063
838	350	10	5.11	430	105	NMRV-P063	NRV-P063
885	233	15	3.68	492	111	NMRV-P063	NRV-P063
841	175	20	2.68	542	119	NMRV-P063	NRV-P063
773	140	25	2.02	584	131	NMRV-P063	NRV-P063
1009	117	30	2.28	620	157	NMRV-P063	NRV-P063
922	88	40	1.62	683	157	NMRV-P063	NRV-P063
849	70	50	1.26	735	157	NMRV-P063	NRV-P063
803	58	60	1.03	781	157	NMRV-P063	NRV-P063
714	44	80	0.74	860	157	NMRV-P063	NRV-P063
641	35	100	0.58	926	157	NMRV-P063	NRV-P063

www.centroteknindo.com

Maximum Torque in-lbs	Output Speed RPM	Exact Ratio i	Maximum Power HP	OHL		Gear Reducer	
				Output Shaft lbs	Input Shaft lbs	Motorized Input	Shaft Input
1130	467	7.5	9.10	461	126	NMRV-P075	NRV-P075
1283	350	10	7.83	508	161	NMRV-P075	NRV-P075
1348	233	15	5.61	581	169	NMRV-P075	NRV-P075
1356	175	20	4.31	639	191	NMRV-P075	NRV-P075
1261	140	25	3.26	689	220	NMRV-P075	NRV-P075
1524	117	30	3.40	732	220	NMRV-P075	NRV-P075
1456	88	40	2.53	806	220	NMRV-P075	NRV-P075
1314	70	50	1.88	868	220	NMRV-P075	NRV-P075
1260	58	60	1.57	922	220	NMRV-P075	NRV-P075
1118	44	80	1.12	1015	220	NMRV-P075	NRV-P075
1037	35	100	0.89	1093	220	NMRV-P075	NRV-P075
1765	467	7.5	14.06	510	161	NMRV-P090	NRV-P090
1975	350	10	11.92	562	202	NMRV-P090	NRV-P090
2270	233	15	9.24	643	232	NMRV-P090	NRV-P090
2185	175	20	6.74	708	252	NMRV-P090	NRV-P090
2101	140	25	5.30	762	285	NMRV-P090	NRV-P090
2606	117	30	5.68	810	285	NMRV-P090	NRV-P090
2312	88	40	3.87	891	285	NMRV-P090	NRV-P090
2228	70	50	3.09	960	285	NMRV-P090	NRV-P090
2059	58	60	2.44	1020	285	NMRV-P090	NRV-P090
1891	44	80	1.82	1123	285	NMRV-P090	NRV-P090
1681	35	100	1.35	1210	285	NMRV-P090	NRV-P090
3287	467	7.5	26.18	645	213	NMRV-P110	NRV-P110
3673	350	10	22.18	710	268	NMRV-P110	NRV-P110
4110	233	15	16.72	812	300	NMRV-P110	NRV-P110
4060	175	20	12.53	894	334	NMRV-P110	NRV-P110
4253	140	25	10.50	963	382	NMRV-P110	NRV-P110
4640	117	30	9.87	1023	382	NMRV-P110	NRV-P110
4447	88	40	7.18	1126	382	NMRV-P110	NRV-P110
4161	70	50	5.57	1213	382	NMRV-P110	NRV-P110
3976	58	60	4.49	1289	382	NMRV-P110	NRV-P110
3354	44	80	2.71	1419	382	NMRV-P110	NRV-P110
3093	35	100	2.35	1529	382	NMRV-P110	NRV-P110
4371	467	7.5	35.19	843	248	NMRV130	NRV130
4875	350	10	29.76	928	312	NMRV130	NRV130
5632	233	15	23.43	1062	360	NMRV130	NRV130
5548	175	20	17.31	1169	399	NMRV130	NRV130
5632	140	25	14.22	1260	438	NMRV130	NRV130
6472	117	30	14.10	1339	472	NMRV130	NRV130
6136	88	40	10.27	1473	472	NMRV130	NRV130
5884	70	50	8.07	1587	472	NMRV130	NRV130
5380	58	60	6.30	1686	472	NMRV130	NRV130
4959	44	80	4.65	1856	472	NMRV130	NRV130
4371	35	100	3.42	2000	472	NMRV130	NRV130
7061	467	7.5	56.84	1153	323	NMRV150	NRV150
7481	350	10	45.17	1269	385	NMRV150	NRV150
7649	233	15	31.47	1452	394	NMRV150	NRV150
8238	175	20	25.42	1599	477	NMRV150	NRV150
7481	140	25	18.89	1722	520	NMRV150	NRV150
7733	117	30	16.46	1830	584	NMRV150	NRV150
10087	88	40	16.68	2014	629	NMRV150	NRV150
9246	70	50	12.68	2170	629	NMRV150	NRV150
8322	58	60	9.75	2306	629	NMRV150	NRV150
7733	44	80	7.16	2538	629	NMRV150	NRV150
6809	35	100	5.25	2734	629	NMRV150	NRV150

Worm Gear Reducer Ratings - Input Speed 1750 rpm

Maximum Torque in-lbs	Output Speed RPM	Exact Ratio i	Maximum Power HP	OHL		Gear Reducer	
				Output Shaft lbs	Input Shaft lbs	Motorized Input	Shaft Input
92	350	5	0.59	92	-	NMRV025	-
92	233	7.5	0.40	105	-	NMRV025	-
101	175	10	0.34	115	-	NMRV025	-
101	117	15	0.24	132	-	NMRV025	-
101	88	20	0.19	145	-	NMRV025	-
109	58	30	0.15	167	-	NMRV025	-
109	44	40	0.12	183	-	NMRV025	-
92	35	50	0.09	197	-	NMRV025	-
84	29	60	0.07	210	-	NMRV025	-
160	350	5	1.02	125	31	NMRV030	NRV030
160	233	7.5	0.70	143	31	NMRV030	NRV030
160	175	10	0.53	157	35	NMRV030	NRV030
160	117	15	0.38	180	35	NMRV030	NRV030
151	88	20	0.28	198	38	NMRV030	NRV030
185	70	25	0.30	213	44	NMRV030	NRV030
177	58	30	0.25	226	44	NMRV030	NRV030
160	44	40	0.18	249	44	NMRV030	NRV030
151	35	50	0.15	268	44	NMRV030	NRV030
134	29	60	0.12	285	44	NMRV030	NRV030
109	22	80	0.08	314	44	NMRV030	NRV030
303	350	5	1.89	240	52	NMRV040	NRV040
353	233	7.5	1.50	274	61	NMRV040	NRV040
370	175	10	1.21	302	72	NMRV040	NRV040
370	117	15	0.83	346	72	NMRV040	NRV040
361	88	20	0.64	380	73	NMRV040	NRV040
328	70	25	0.48	410	73	NMRV040	NRV040
403	58	30	0.53	435	73	NMRV040	NRV040
378	44	40	0.40	479	73	NMRV040	NRV040
353	35	50	0.31	516	73	NMRV040	NRV040
328	29	60	0.26	549	73	NMRV040	NRV040
277	22	80	0.18	604	73	NMRV040	NRV040
244	18	100	0.14	651	73	NMRV040	NRV040
572	350	5	3.57	329	73	NMRV050	NRV050
647	233	7.5	2.72	377	83	NMRV050	NRV050
664	175	10	2.12	414	102	NMRV050	NRV050
681	117	15	1.52	474	102	NMRV050	NRV050
656	88	20	1.14	522	102	NMRV050	NRV050
597	70	25	0.86	562	102	NMRV050	NRV050
740	58	30	0.94	598	102	NMRV050	NRV050
689	44	40	0.70	658	102	NMRV050	NRV050
647	35	50	0.56	709	102	NMRV050	NRV050
605	29	60	0.47	753	102	NMRV050	NRV050
546	22	80	0.35	829	102	NMRV050	NRV050
462	18	100	0.26	893	102	NMRV050	NRV050
1076	233	7.5	4.46	492	112	NMRV-P063	NRV-P063
1108	175	10	3.52	542	130	NMRV-P063	NRV-P063
1236	117	15	2.70	620	145	NMRV-P063	NRV-P063
1224	88	20	2.06	683	157	NMRV-P063	NRV-P063
1123	70	25	1.56	735	157	NMRV-P063	NRV-P063
1345	58	30	1.64	781	157	NMRV-P063	NRV-P063
1261	44	40	1.21	860	157	NMRV-P063	NRV-P063
1207	35	50	0.99	926	157	NMRV-P063	NRV-P063
1135	29	60	0.82	984	157	NMRV-P063	NRV-P063
1026	22	80	0.60	1083	157	NMRV-P063	NRV-P063
992	18	100	0.51	1167	157	NMRV-P063	NRV-P063

www.centroteknindo.com

Maximum Torque in-lbs	Output Speed RPM	Exact Ratio i	Maximum Power HP	OHL		Gear Reducer	
				Output Shaft lbs	Input Shaft lbs	Motorized Input	Shaft Input
1555	233	7.5	6.44	581	157	NMRV-P075	NRV-P075
1656	175	10	5.20	639	188	NMRV-P075	NRV-P075
1900	117	15	4.07	732	216	NMRV-P075	NRV-P075
1953	88	20	3.24	806	220	NMRV-P075	NRV-P075
1784	70	25	2.43	868	220	NMRV-P075	NRV-P075
2027	58	30	2.41	922	220	NMRV-P075	NRV-P075
2029	44	40	1.90	1015	220	NMRV-P075	NRV-P075
1880	35	50	1.47	1093	220	NMRV-P075	NRV-P075
1778	29	60	1.22	1162	220	NMRV-P075	NRV-P075
1632	22	80	0.91	1279	220	NMRV-P075	NRV-P075
1517	18	100	0.74	1378	220	NMRV-P075	NRV-P075
2681	233	7.5	10.98	643	202	NMRV-P090	NRV-P090
2866	175	10	8.92	708	243	NMRV-P090	NRV-P090
3329	117	15	7.05	810	283	NMRV-P090	NRV-P090
3287	88	20	5.33	891	285	NMRV-P090	NRV-P090
3144	70	25	4.18	960	285	NMRV-P090	NRV-P090
3631	58	30	4.21	1020	285	NMRV-P090	NRV-P090
3329	44	40	3.01	1123	285	NMRV-P090	NRV-P090
3144	35	50	2.36	1210	285	NMRV-P090	NRV-P090
2959	29	60	1.93	1286	285	NMRV-P090	NRV-P090
2396	22	80	1.27	1415	285	NMRV-P090	NRV-P090
2270	18	100	1.03	1524	285	NMRV-P090	NRV-P090
4640	233	7.5	19.00	812	270	NMRV-P110	NRV-P110
5027	175	10	15.61	894	329	NMRV-P110	NRV-P110
5514	117	15	11.65	1023	361	NMRV-P110	NRV-P110
5413	88	20	8.68	1126	382	NMRV-P110	NRV-P110
5707	70	25	7.40	1213	382	NMRV-P110	NRV-P110
6094	58	30	6.98	1289	382	NMRV-P110	NRV-P110
5901	44	40	5.13	1419	382	NMRV-P110	NRV-P110
5548	35	50	4.01	1529	382	NMRV-P110	NRV-P110
5178	29	60	3.20	1625	382	NMRV-P110	NRV-P110
4329	22	80	2.17	1788	382	NMRV-P110	NRV-P110
4060	18	100	1.73	1926	382	NMRV-P110	NRV-P110
6304	233	7.5	25.65	1062	313	NMRV130	NRV130
6893	175	10	21.51	1169	385	NMRV130	NRV130
7733	117	15	16.46	1339	432	NMRV130	NRV130
7649	88	20	12.21	1473	438	NMRV130	NRV130
7817	70	25	10.22	1587	438	NMRV130	NRV130
8742	58	30	9.99	1686	438	NMRV130	NRV130
8826	44	40	7.76	1856	438	NMRV130	NRV130
8238	35	50	6.02	2000	438	NMRV130	NRV130
7565	29	60	4.80	2125	438	NMRV130	NRV130
7061	22	80	3.55	2339	438	NMRV130	NRV130
6220	18	100	2.66	2519	438	NMRV130	NRV130
10087	233	7.5	41.05	1452	407	NMRV150	NRV150
10423	175	10	32.16	1599	473	NMRV150	NRV150
10507	117	15	22.11	1830	477	NMRV150	NRV150
10927	88	20	17.44	2014	558	NMRV150	NRV150
10087	70	25	13.18	2170	584	NMRV150	NRV150
10087	58	30	11.12	2306	584	NMRV150	NRV150
13029	44	40	11.45	2538	584	NMRV150	NRV150
11768	35	50	8.49	2734	584	NMRV150	NRV150
10591	29	60	6.62	2905	584	NMRV150	NRV150
9667	22	80	4.86	3197	584	NMRV150	NRV150
8406	18	100	3.59	3444	584	NMRV150	NRV150

Worm Gear Reducer Ratings - Input Speed 1140 rpm

Maximum Torque in-lbs	Output Speed RPM	Exact Ratio i	Maximum Power HP	OHL		Gear Reducer	
				Output Shaft lbs	Input Shaft lbs	Motorized Input	Shaft Input
106	228	5	0.45	106	-	NMRV025	-
106	152	7.5	0.30	121	-	NMRV025	-
115	114	10	0.25	133	-	NMRV025	-
115	76	15	0.18	152	-	NMRV025	-
111	57	20	0.14	168	-	NMRV025	-
124	38	30	0.11	192	-	NMRV025	-
119	29	40	0.09	211	-	NMRV025	-
106	23	50	0.07	228	-	NMRV025	-
93	19	60	0.05	242	-	NMRV025	-
177	228	5	0.74	144	36	NMRV030	NRV030
177	152	7.5	0.51	164	37	NMRV030	NRV030
177	114	10	0.39	181	41	NMRV030	NRV030
177	76	15	0.28	207	41	NMRV030	NRV030
168	57	20	0.21	228	44	NMRV030	NRV030
204	46	25	0.22	246	47	NMRV030	NRV030
190	38	30	0.18	261	47	NMRV030	NRV030
177	29	40	0.14	287	47	NMRV030	NRV030
164	23	50	0.11	309	47	NMRV030	NRV030
146	19	60	0.09	329	47	NMRV030	NRV030
124	14	80	0.06	362	47	NMRV030	NRV030
345	228	5	1.42	276	61	NMRV040	NRV040
389	152	7.5	1.09	316	68	NMRV040	NRV040
407	114	10	0.88	348	78	NMRV040	NRV040
416	76	15	0.62	399	78	NMRV040	NRV040
403	57	20	0.47	439	79	NMRV040	NRV040
372	46	25	0.36	473	79	NMRV040	NRV040
447	38	30	0.39	502	79	NMRV040	NRV040
420	29	40	0.29	553	79	NMRV040	NRV040
389	23	50	0.23	596	79	NMRV040	NRV040
354	19	60	0.19	633	79	NMRV040	NRV040
301	14	80	0.13	697	79	NMRV040	NRV040
270	11	100	0.11	750	79	NMRV040	NRV040
664	228	5	2.71	379	84	NMRV050	NRV050
743	152	7.5	2.06	434	94	NMRV050	NRV050
757	114	10	1.59	478	110	NMRV050	NRV050
765	76	15	1.13	547	110	NMRV050	NRV050
712	57	20	0.82	602	110	NMRV050	NRV050
650	46	25	0.62	649	110	NMRV050	NRV050
805	38	30	0.68	690	110	NMRV050	NRV050
752	29	40	0.52	759	110	NMRV050	NRV050
699	23	50	0.41	818	110	NMRV050	NRV050
655	19	60	0.34	869	110	NMRV050	NRV050
588	14	80	0.26	956	110	NMRV050	NRV050
491	11	100	0.19	1030	110	NMRV050	NRV050
1234	152	7.5	3.36	568	130	NMRV-P063	NRV-P063
1261	114	10	2.65	625	150	NMRV-P063	NRV-P063
1407	76	15	2.04	715	157	NMRV-P063	NRV-P063
1363	57	20	1.53	787	157	NMRV-P063	NRV-P063
1248	46	25	1.16	848	157	NMRV-P063	NRV-P063
1486	38	30	1.22	901	157	NMRV-P063	NRV-P063
1413	29	40	0.93	992	157	NMRV-P063	NRV-P063
1341	23	50	0.75	1069	157	NMRV-P063	NRV-P063
1271	19	60	0.62	1136	157	NMRV-P063	NRV-P063
1145	14	80	0.46	1250	157	NMRV-P063	NRV-P063
1071	11	100	0.38	1346	157	NMRV-P063	NRV-P063

www.centroteknindo.com

Maximum Torque in-lbs	Output Speed RPM	Exact Ratio i	Maximum Power HP	OHL		Gear Reducer	
				Output Shaft lbs	Input Shaft lbs	Motorized Input	Shaft Input
1770	152	7.5	4.82	670	182	NMRV-P075	NRV-P075
1880	114	10	3.92	738	218	NMRV-P075	NRV-P075
2213	76	15	3.16	844	220	NMRV-P075	NRV-P075
2212	57	20	2.47	929	220	NMRV-P075	NRV-P075
2013	46	25	1.84	1001	220	NMRV-P075	NRV-P075
2340	38	30	1.89	1064	220	NMRV-P075	NRV-P075
2315	29	40	1.49	1171	220	NMRV-P075	NRV-P075
2123	23	50	1.15	1261	220	NMRV-P075	NRV-P075
2040	19	60	0.97	1340	220	NMRV-P075	NRV-P075
1835	14	80	0.72	1475	220	NMRV-P075	NRV-P075
1663	11	100	0.57	1589	220	NMRV-P075	NRV-P075
3066	152	7.5	8.25	742	234	NMRV-P090	NRV-P090
3309	114	10	6.79	816	285	NMRV-P090	NRV-P090
3796	76	15	5.31	934	285	NMRV-P090	NRV-P090
3628	57	20	3.92	1028	285	NMRV-P090	NRV-P090
3455	46	25	3.06	1108	285	NMRV-P090	NRV-P090
4057	38	30	3.14	1177	285	NMRV-P090	NRV-P090
3747	29	40	2.28	1296	285	NMRV-P090	NRV-P090
3553	23	50	1.80	1396	285	NMRV-P090	NRV-P090
3261	19	60	1.45	1483	285	NMRV-P090	NRV-P090
2654	14	80	0.96	1632	285	NMRV-P090	NRV-P090
2433	11	100	0.76	1758	285	NMRV-P090	NRV-P090
5318	152	7.5	14.32	937	312	NMRV-P110	NRV-P110
5800	114	10	11.84	1031	382	NMRV-P110	NRV-P110
6260	76	15	8.72	1181	382	NMRV-P110	NRV-P110
6057	57	20	6.43	1299	382	NMRV-P110	NRV-P110
6362	46	25	5.49	1400	382	NMRV-P110	NRV-P110
6924	38	30	5.30	1487	382	NMRV-P110	NRV-P110
6618	29	40	3.87	1637	382	NMRV-P110	NRV-P110
6229	23	50	3.03	1764	382	NMRV-P110	NRV-P110
5742	19	60	2.40	1874	382	NMRV-P110	NRV-P110
4787	14	80	1.63	2063	382	NMRV-P110	NRV-P110
4415	11	100	1.29	2222	382	NMRV-P110	NRV-P110
7211	152	7.5	19.22	1226	364	NMRV130	NRV130
7875	114	10	16.10	1349	443	NMRV130	NRV130
8760	76	15	12.29	1544	469	NMRV130	NRV130
8627	57	20	9.07	1700	472	NMRV130	NRV130
8760	46	25	7.55	1831	472	NMRV130	NRV130
9777	38	30	7.37	1945	472	NMRV130	NRV130
9512	29	40	5.55	2141	472	NMRV130	NRV130
8981	23	50	4.36	2307	472	NMRV130	NRV130
8140	19	60	3.43	2451	472	NMRV130	NRV130
7521	14	80	2.54	2698	472	NMRV130	NRV130
6725	11	100	1.95	2906	472	NMRV130	NRV130
11502	152	7.5	30.66	1675	474	NMRV150	NRV150
12033	114	10	24.33	1844	558	NMRV150	NRV150
11945	76	15	16.47	2111	554	NMRV150	NRV150
12387	57	20	13.03	2323	615	NMRV150	NRV150
11414	46	25	9.78	2503	629	NMRV150	NRV150
11502	38	30	8.36	2660	629	NMRV150	NRV150
14821	29	40	8.65	2927	629	NMRV150	NRV150
13272	23	50	6.36	3153	629	NMRV150	NRV150
11945	19	60	4.97	3351	629	NMRV150	NRV150
10839	14	80	3.63	3688	629	NMRV150	NRV150
9512	11	100	2.73	3973	629	NMRV150	NRV150

Worm Gear Reducer Ratings - Input Speed 875 rpm

Maximum Torque in-lbs	Output Speed RPM	Exact Ratio i	Maximum Power HP	OHL		Gear Reducer	
				Output Shaft lbs	Input Shaft lbs	Motorized Input	Shaft Input
115	175	5	0.38	115	-	NMRV025	-
115	117	7.5	0.25	132	-	NMRV025	-
124	88	10	0.21	145	-	NMRV025	-
124	58	15	0.15	167	-	NMRV025	-
115	44	20	0.11	183	-	NMRV025	-
133	29	30	0.09	210	-	NMRV025	-
124	22	40	0.07	231	-	NMRV025	-
115	18	50	0.06	249	-	NMRV025	-
97	15	60	0.04	264	-	NMRV025	-
186	175	5	0.61	157	39	NMRV030	NRV030
186	117	7.5	0.41	180	39	NMRV030	NRV030
186	88	10	0.32	198	44	NMRV030	NRV030
186	58	15	0.23	226	44	NMRV030	NRV030
177	44	20	0.17	249	47	NMRV030	NRV030
212	35	25	0.18	268	47	NMRV030	NRV030
195	29	30	0.15	285	47	NMRV030	NRV030
186	22	40	0.12	314	47	NMRV030	NRV030
168	18	50	0.09	338	47	NMRV030	NRV030
150	15	60	0.07	359	47	NMRV030	NRV030
133	11	80	0.05	395	47	NMRV030	NRV030
372	175	5	1.19	302	65	NMRV040	NRV040
407	117	7.5	0.89	346	71	NMRV040	NRV040
425	88	10	0.71	380	79	NMRV040	NRV040
442	58	15	0.52	435	79	NMRV040	NRV040
425	44	20	0.39	479	79	NMRV040	NRV040
398	35	25	0.30	516	79	NMRV040	NRV040
469	29	30	0.32	549	79	NMRV040	NRV040
442	22	40	0.24	604	79	NMRV040	NRV040
407	18	50	0.19	651	79	NMRV040	NRV040
363	15	60	0.15	691	79	NMRV040	NRV040
310	11	80	0.11	761	79	NMRV040	NRV040
283	8.8	100	0.09	784	79	NMRV040	NRV040
726	175	5	2.29	414	90	NMRV050	NRV050
805	117	7.5	1.73	474	100	NMRV050	NRV050
814	88	10	1.33	522	110	NMRV050	NRV050
814	58	15	0.94	598	110	NMRV050	NRV050
734	44	20	0.66	658	110	NMRV050	NRV050
672	35	25	0.50	709	110	NMRV050	NRV050
832	29	30	0.56	753	110	NMRV050	NRV050
779	22	40	0.42	829	110	NMRV050	NRV050
717	18	50	0.33	893	110	NMRV050	NRV050
672	15	60	0.28	949	110	NMRV050	NRV050
602	11	80	0.21	1044	110	NMRV050	NRV050
495	8.8	100	0.15	1088	110	NMRV050	NRV050
1336	117	7.5	2.79	621	157	NMRV-P063	NRV-P063
1354	88	10	2.20	684	157	NMRV-P063	NRV-P063
1469	58	15	1.65	783	157	NMRV-P063	NRV-P063
1398	44	20	1.24	862	157	NMRV-P063	NRV-P063
1292	35	25	0.94	928	157	NMRV-P063	NRV-P063
1572	29	30	1.02	986	157	NMRV-P063	NRV-P063
1478	22	40	0.77	1086	157	NMRV-P063	NRV-P063
1385	18	50	0.62	1169	157	NMRV-P063	NRV-P063
1318	15	60	0.51	1243	157	NMRV-P063	NRV-P063
1181	11	80	0.38	1368	157	NMRV-P063	NRV-P063
1097	8.8	100	0.32	1409	157	NMRV-P063	NRV-P063

www.centrateknindo.com

Maximum Torque in-lbs	Output Speed RPM	Exact Ratio i	Maximum Power HP	OHL		Gear Reducer	
				Output Shaft lbs	Input Shaft lbs	Motorized Input	Shaft Input
1902	117	7.5	3.98	733	220	NMRV-P075	NRV-P075
2035	88	10	3.31	807	220	NMRV-P075	NRV-P075
2268	58	15	2.55	924	220	NMRV-P075	NRV-P075
2268	44	20	2.01	1017	220	NMRV-P075	NRV-P075
2130	35	25	1.55	1096	220	NMRV-P075	NRV-P075
2542	29	30	1.65	1164	220	NMRV-P075	NRV-P075
2452	22	40	1.28	1281	220	NMRV-P075	NRV-P075
2254	18	50	1.00	1380	220	NMRV-P075	NRV-P075
2183	15	60	0.85	1467	220	NMRV-P075	NRV-P075
1949	11	80	0.63	1614	220	NMRV-P075	NRV-P075
1734	8.8	100	0.50	1659	220	NMRV-P075	NRV-P075
1902	117	7.5	3.93	811	285	NMRV-P090	NRV-P090
2035	88	10	3.23	893	285	NMRV-P090	NRV-P090
2079	58	15	2.25	1022	285	NMRV-P090	NRV-P090
2079	44	20	1.75	1125	285	NMRV-P090	NRV-P090
1938	35	25	1.34	1212	285	NMRV-P090	NRV-P090
2300	29	30	1.39	1288	285	NMRV-P090	NRV-P090
2132	22	40	1.02	1418	285	NMRV-P090	NRV-P090
2035	18	50	0.81	1527	285	NMRV-P090	NRV-P090
1938	15	60	0.69	1623	285	NMRV-P090	NRV-P090
1770	11	80	0.51	1786	285	NMRV-P090	NRV-P090
1681	8.8	100	0.42	1838	285	NMRV-P090	NRV-P090
5751	117	7.5	11.90	1025	382	NMRV-P110	NRV-P110
6309	88	10	9.90	1129	382	NMRV-P110	NRV-P110
6716	58	15	7.19	1292	382	NMRV-P110	NRV-P110
6415	44	20	5.27	1422	382	NMRV-P110	NRV-P110
6716	35	25	4.52	1532	382	NMRV-P110	NRV-P110
7432	29	30	4.44	1628	382	NMRV-P110	NRV-P110
7025	22	40	3.23	1791	382	NMRV-P110	NRV-P110
6618	18	50	2.54	1930	382	NMRV-P110	NRV-P110
6034	15	60	2.01	2051	382	NMRV-P110	NRV-P110
5017	11	80	1.35	2257	382	NMRV-P110	NRV-P110
4557	8.8	100	1.07	2319	382	NMRV-P110	NRV-P110
7786	117	7.5	16.02	1339	391	NMRV130	NRV130
8494	88	10	13.40	1473	472	NMRV130	NRV130
9379	58	15	10.21	1686	472	NMRV130	NRV130
9202	44	20	7.52	1856	472	NMRV130	NRV130
9290	35	25	6.22	2000	472	NMRV130	NRV130
10352	29	30	6.07	2125	472	NMRV130	NRV130
9733	22	40	4.45	2339	472	NMRV130	NRV130
9290	18	50	3.53	2519	472	NMRV130	NRV130
8317	15	60	2.75	2677	472	NMRV130	NRV130
7609	11	80	2.03	2947	472	NMRV130	NRV130
6901	8.8	100	1.60	3034	472	NMRV130	NRV130
12387	117	7.5	25.48	1830	510	NMRV150	NRV150
13095	88	10	20.43	2014	607	NMRV150	NRV150
12830	58	15	13.65	2306	594	NMRV150	NRV150
13272	44	20	10.84	2538	629	NMRV150	NRV150
12210	35	25	8.07	2734	629	NMRV150	NRV150
12387	29	30	6.99	2905	629	NMRV150	NRV150
15927	22	40	7.28	3197	629	NMRV150	NRV150
14157	18	50	5.31	3444	629	NMRV150	NRV150
12741	15	60	4.15	3660	629	NMRV150	NRV150
11502	11	80	3.03	4028	629	NMRV150	NRV150
10175	8.8	100	2.32	4045	629	NMRV150	NRV150

Helical Worm Gearmotor Ratings - Motor Speed 1750 rpm

0.16 HP

Maximum Power HP	Output Speed RPM	Service Factor sf	Output Torque in-lbs	Ratio Stage 1	Ratio Stage 2	Ratio i	Max. Torque in-lbs	OHL Output Shaft lbs	Gearmotor		Gear Reducer	
									Reducer	Motor	Reducer	NEMA C-face
2.29	79	14.3	107	2.94	7.5	22.08	1537	705	HW030+NMRV-P063	-	HW030+NMRV-P063	56C
1.94	60	12.2	138	3.87	7.5	29.00	1682	772	HW030+NMRV-P063	-	HW030+NMRV-P063	56C
1.54	45	9.6	176	3.87	10	38.67	1691	850	HW030+NMRV-P063	-	HW030+NMRV-P063	56C
1.37	40	8.5	196	2.94	15	44.17	1671	889	HW030+NMRV-P063	-	HW030+NMRV-P063	56C
1.35	37	8.5	214	4.75	10	47.50	1812	911	HW030+NMRV-P063	-	HW030+NMRV-P063	56C
1.17	30	7.3	250	3.87	15	58.00	1829	973	HW030+NMRV-P063	63A4	HW030+NMRV-P063	56C
1.03	25	6.5	304	4.75	15	71.25	1960	1042	HW030+NMRV-P063	63A4	HW030+NMRV-P063	56C
0.91	23	5.7	320	3.87	20	77.33	1816	1071	HW030+NMRV-P063	63A4	HW030+NMRV-P063	56C
0.95	21	5.9	346	5.45	15	81.82	2052	1092	HW030+NMRV-P063	63A4	HW030+NMRV-P063	56C
0.85	20	5.3	333	2.94	30	88.33	1778	1120	HW030+NMRV-P063	63A4	HW030+NMRV-P063	56C
0.83	18	5.2	387	4.75	20	95.00	1997	1147	HW030+NMRV-P063	63A4	HW030+NMRV-P063	56C
0.76	16	4.8	439	5.45	20	109.09	2098	1201	HW030+NMRV-P063	63A4	HW030+NMRV-P063	56C
0.76	15	4.7	490	7.88	15	118.13	2319	1234	HW030+NMRV-P063	63A4	HW030+NMRV-P063	56C
0.58	13	3.6	526	5.45	25	136.36	1912	1294	HW030+NMRV-P063	63A4	HW030+NMRV-P063	56C
0.66	12	4.1	508	4.75	30	142.50	2085	1313	HW030+NMRV-P063	63A4	HW030+NMRV-P063	56C
0.60	11	3.7	619	7.88	20	157.50	2308	1358	HW030+NMRV-P063	63A4	HW030+NMRV-P063	56C
0.61	11	3.8	576	5.45	30	163.64	2183	1375	HW030+NMRV-P063	63A4	HW030+NMRV-P063	56C
0.43	10	2.7	552	2.94	60	176.67	1490	1409	HW030+NMRV-P063	63A4	HW030+NMRV-P063	56C
0.45	8.9	2.8	741	7.88	25	196.88	2097	1409	HW030+NMRV-P063	63A4	HW030+NMRV-P063	56C
0.48	8.0	3.0	712	5.45	40	218.18	2115	1409	HW030+NMRV-P063	63A4	HW030+NMRV-P063	56C
0.49	7.4	3.0	810	7.88	30	236.25	2467	1409	HW030+NMRV-P063	63A4	HW030+NMRV-P063	56C
0.38	6.4	2.4	823	5.45	50	272.73	1958	1409	HW030+NMRV-P063	63A4	HW030+NMRV-P063	56C
0.59	6.4	3.7	860	5.45	50	272.73	3189	1659	HW030+NMRV-P075	63A4	HW030+NMRV-P075	56C
0.37	5.6	2.3	994	7.88	40	315.00	2298	1409	HW030+NMRV-P063	63A4	HW030+NMRV-P063	56C
0.58	5.6	3.6	1045	7.88	40	315.00	3797	1659	HW030+NMRV-P075	63A4	HW030+NMRV-P075	56C
0.29	4.4	1.8	1152	7.88	50	393.75	2089	1409	HW030+NMRV-P063	63A4	HW030+NMRV-P063	56C
0.46	4.4	2.9	1198	7.88	50	393.75	3415	1659	HW030+NMRV-P075	63A4	HW030+NMRV-P075	56C
0.29	4.0	1.8	1337	10.83	40	433.33	2391	1409	HW030+NMRV-P063	63A4	HW030+NMRV-P063	56C
0.62	4.0	3.9	1418	8.75	50	437.50	5524	1838	HW040+NMRV-P090	63A4	HW040+NMRV-P090	56C
0.54	3.8	3.4	1403	7.67	60	460.00	4724	1838	HW040+NMRV-P090	63A4	HW040+NMRV-P090	56C
0.24	3.7	1.5	1279	7.88	60	472.50	1895	1409	HW030+NMRV-P063	63A4	HW030+NMRV-P063	56C
0.38	3.7	2.4	1358	7.88	60	472.50	3238	1659	HW030+NMRV-P075	63A4	HW030+NMRV-P075	56C
0.49	3.3	3.0	1584	8.75	60	525.00	4810	1838	HW040+NMRV-P090	63A4	HW040+NMRV-P090	56C
0.22	3.2	1.4	1555	10.83	50	541.67	2166	1409	HW030+NMRV-P063	63A4	HW030+NMRV-P063	56C
0.30	3.2	1.9	1611	10.83	50	541.67	3061	1659	HW030+NMRV-P075	63A4	HW030+NMRV-P075	56C
0.36	2.9	2.2	1695	7.67	80	613.33	3770	1838	HW040+NMRV-P090	63A4	HW040+NMRV-P090	56C
0.61	2.9	3.8	1833	7.67	80	613.33	7020	2319	HW040+NMRV-P110	63A4	HW040+NMRV-P110	56C
0.18	2.7	1.1	1715	10.83	60	650.00	1957	1409	HW030+NMRV-P063	63A4	HW030+NMRV-P063	56C
0.29	2.7	1.8	1824	10.83	60	650.00	3351	1659	HW030+NMRV-P075	63A4	HW030+NMRV-P075	56C
0.32	2.5	2.0	1917	8.75	80	700.00	3826	1838	HW040+NMRV-P090	63A4	HW040+NMRV-P090	56C
0.55	2.5	3.4	2073	8.75	80	700.00	7141	2319	HW040+NMRV-P110	63A4	HW040+NMRV-P110	56C
0.26	2.3	1.6	1909	7.67	100	766.67	3109	1838	HW040+NMRV-P090	63A4	HW040+NMRV-P090	56C
0.43	2.3	2.7	2081	7.67	100	766.67	5643	2319	HW040+NMRV-P110	63A4	HW040+NMRV-P110	56C
0.18	2.2	1.1	1780	7.88	100	787.50	1973	1659	HW030+NMRV-P075	63A4	HW030+NMRV-P075	56C
0.19	2.0	1.2	2148	10.83	80	866.67	2526	1659	HW030+NMRV-P075	63A4	HW030+NMRV-P075	56C
0.23	2.0	1.5	2151	8.75	100	875.00	3129	1838	HW040+NMRV-P090	63A4	HW040+NMRV-P090	56C
0.39	2.0	2.4	2347	8.75	100	875.00	5679	2319	HW040+NMRV-P110	63A4	HW040+NMRV-P110	56C
0.20	23	1.2	292	3.00	25	75.00	362	591	PC063+NMRV040	63A4	PC063+NMRV040	56C
0.36	23	2.2	294	3.00	25	75.00	660	811	PC063+NMRV050	63A4	PC063+NMRV050	56C
0.22	19	1.4	320	3.00	30	90.00	446	628	PC063+NMRV040	63A4	PC063+NMRV040	56C
0.40	19	2.5	328	3.00	30	90.00	818	862	PC063+NMRV050	63A4	PC063+NMRV050	56C

0.16 HP

Maximum Power HP	Output Speed RPM	Service Factor sf	Output Torque in-lbs	Ratio Stage 1	Ratio Stage 2	Ratio i	Max. Torque in-lbs	OHL Output Shaft lbs	Gearmotor		Gear Reducer	
									Reducer	Motor	Reducer	NEMA C-face
0.17	14	1.1	394	3.00	40	120.00	418	691	PC063+NMRV040	63A4	PC063+NMRV040	56C
0.31	14	1.9	401	3.00	40	120.00	762	949	PC063+NMRV050	63A4	PC063+NMRV050	56C
0.24	11	1.5	471	3.00	50	150.00	715	1022	PC063+NMRV050	63A4	PC063+NMRV050	56C
0.21	9.7	1.3	525	3.00	60	180.00	669	1086	PC063+NMRV050	63A4	PC063+NMRV050	56C
0.16	7.3	1.0	619	3.00	80	240.00	604	1088	PC063+NMRV050	63A4	PC063+NMRV050	56C

0.25 HP

Maximum Power HP	Output Speed RPM	Service Factor sf	Output Torque in-lbs	Ratio Stage 1	Ratio Stage 2	Ratio i	Max. Torque in-lbs	OHL Output Shaft lbs	Gearmotor		Gear Reducer	
									Reducer	Motor	Reducer	NEMA C-face
2.29	79	9.2	168	2.94	7.5	22.08	1537	705	HW030+NMRV-P063	-	HW030+NMRV-P063	56C
1.94	60	7.8	216	3.87	7.5	29.00	1682	772	HW030+NMRV-P063	-	HW030+NMRV-P063	56C
1.54	45	6.2	275	3.87	10	38.67	1691	850	HW030+NMRV-P063	-	HW030+NMRV-P063	56C
1.37	40	5.5	306	2.94	15	44.17	1671	889	HW030+NMRV-P063	-	HW030+NMRV-P063	56C
1.35	37	5.4	335	4.75	10	47.50	1812	911	HW030+NMRV-P063	-	HW030+NMRV-P063	56C
1.17	30	4.7	391	3.87	15	58.00	1829	973	HW030+NMRV-P063	63B4	HW030+NMRV-P063	56C
1.03	25	4.1	474	4.75	15	71.25	1960	1042	HW030+NMRV-P063	63B4	HW030+NMRV-P063	56C
0.91	23	3.6	500	3.87	20	77.33	1816	1071	HW030+NMRV-P063	63B4	HW030+NMRV-P063	56C
0.95	21	3.8	540	5.45	15	81.82	2052	1092	HW030+NMRV-P063	63B4	HW030+NMRV-P063	56C
0.85	20	3.4	521	2.94	30	88.33	1778	1120	HW030+NMRV-P063	63B4	HW030+NMRV-P063	56C
0.83	18	3.3	604	4.75	20	95.00	1997	1147	HW030+NMRV-P063	63B4	HW030+NMRV-P063	56C
0.76	16	3.1	686	5.45	20	109.09	2098	1201	HW030+NMRV-P063	63B4	HW030+NMRV-P063	56C
0.76	15	3.0	766	7.88	15	118.13	2319	1234	HW030+NMRV-P063	63B4	HW030+NMRV-P063	56C
0.58	13	2.3	822	5.45	25	136.36	1912	1294	HW030+NMRV-P063	63B4	HW030+NMRV-P063	56C
0.94	13	3.8	845	5.45	25	136.36	3182	1528	HW030+NMRV-P075	63B4	HW030+NMRV-P075	56C
0.66	12	2.6	794	4.75	30	142.50	2085	1313	HW030+NMRV-P063	63B4	HW030+NMRV-P063	56C
0.90	11	3.6	852	3.87	40	154.67	3080	1592	HW030+NMRV-P075	63B4	HW030+NMRV-P075	56C
0.60	11	2.4	968	7.88	20	157.50	2308	1358	HW030+NMRV-P063	63B4	HW030+NMRV-P063	56C
0.61	11	2.4	900	5.45	30	163.64	2183	1375	HW030+NMRV-P063	63B4	HW030+NMRV-P063	56C
0.93	11	3.7	943	5.45	30	163.64	3527	1623	HW030+NMRV-P075	63B4	HW030+NMRV-P075	56C
0.43	10	1.7	862	2.94	60	176.67	1490	1409	HW030+NMRV-P063	63B4	HW030+NMRV-P063	56C
0.69	10	2.7	908	2.94	60	176.67	2491	1659	HW030+NMRV-P075	63B4	HW030+NMRV-P075	56C
0.93	9.4	3.7	997	3.11	60	186.32	3699	1838	HW040+NMRV-P090	63B4	HW040+NMRV-P090	56C
0.45	8.9	1.8	1158	7.88	25	196.88	2097	1409	HW030+NMRV-P063	63B4	HW030+NMRV-P063	56C
0.74	8.9	2.9	1192	7.88	25	196.88	3507	1659	HW030+NMRV-P075	63B4	HW030+NMRV-P075	56C
0.48	8.0	1.9	1113	5.45	40	218.18	2115	1409	HW030+NMRV-P063	63B4	HW030+NMRV-P063	56C
0.74	8.0	3.0	1162	5.45	40	218.18	3456	1659	HW030+NMRV-P075	63B4	HW030+NMRV-P075	56C
0.49	7.4	1.9	1266	7.88	30	236.25	2467	1409	HW030+NMRV-P063	63B4	HW030+NMRV-P063	56C
0.75	7.4	3.0	1328	7.88	30	236.25	3985	1659	HW030+NMRV-P075	63B4	HW030+NMRV-P075	56C
0.81	6.9	3.2	1284	4.20	60	252.00	4148	1838	HW040+NMRV-P090	63B4	HW040+NMRV-P090	56C
0.38	6.4	1.5	1286	5.45	50	272.73	1958	1409	HW030+NMRV-P063	63B4	HW030+NMRV-P063	56C
0.59	6.4	2.4	1343	5.45	50	272.73	3189	1659	HW030+NMRV-P075	63B4	HW030+NMRV-P075	56C
0.87	6.4	3.5	1449	5.50	50	275.00	5073	1838	HW040+NMRV-P090	63B4	HW040+NMRV-P090	56C
0.82	5.7	3.3	1589	6.09	50	304.55	5191	1838	HW040+NMRV-P090	63B4	HW040+NMRV-P090	56C
0.37	5.6	1.5	1552	7.88	40	315.00	2298	1409	HW030+NMRV-P063	63B4	HW030+NMRV-P063	56C
0.58	5.6	2.3	1633	7.88	40	315.00	3797	1659	HW030+NMRV-P075	63B4	HW030+NMRV-P075	56C
0.68	5.3	2.7	1624	5.50	60	330.00	4449	1838	HW040+NMRV-P090	63B4	HW040+NMRV-P090	56C
0.69	4.6	2.8	1960	7.67	50	383.33	5416	1838	HW040+NMRV-P090	63B4	HW040+NMRV-P090	56C
0.99	4.6	4.0	2091	7.67	50	383.33	8291	2319	HW040+NMRV-P110	63B4	HW040+NMRV-P110	56C
0.29	4.4	1.2	1800	7.88	50	393.75	2089	1409	HW030+NMRV-P063	63B4	HW030+NMRV-P063	56C
0.46	4.4	1.8	1872	7.88	50	393.75	3415	1659	HW030+NMRV-P075	63B4	HW030+NMRV-P075	56C

0.25 HP

Maximum Power HP	Output Speed RPM	Service Factor sf	Output Torque in-lbs	Ratio Stage 1	Ratio Stage 2	Ratio i	Max. Torque in-lbs	OHL Output Shaft lbs	Gearmotor		Gear Reducer	
									Reducer	Motor	Reducer	NEMA C-face
0.29	4.0	1.1	2090	10.83	40	433.33	2391	1409	HW030+NMRV-P063	63B4	HW030+NMRV-P063	56C
0.62	4.0	2.5	2216	8.75	50	437.50	5524	1838	HW040+NMRV-P090	63B4	HW040+NMRV-P090	56C
0.79	4.0	3.1	2112	5.50	80	440.00	6635	2319	HW040+NMRV-P110	63B4	HW040+NMRV-P110	56C
0.54	3.8	2.2	2191	7.67	60	460.00	4724	1838	HW040+NMRV-P090	63B4	HW040+NMRV-P090	56C
0.90	3.8	3.6	2352	7.67	60	460.00	8488	2319	HW040+NMRV-P110	63B4	HW040+NMRV-P110	56C
0.38	3.7	1.5	2122	7.88	60	472.50	3238	1659	HW030+NMRV-P075	63B4	HW030+NMRV-P075	56C
0.49	3.3	1.9	2475	8.75	60	525.00	4810	1838	HW040+NMRV-P090	63B4	HW040+NMRV-P090	56C
0.75	3.3	3.0	2659	8.75	60	525.00	8006	2319	HW040+NMRV-P110	63B4	HW040+NMRV-P110	56C
0.30	3.2	1.2	2517	10.83	50	541.67	3061	1659	HW030+NMRV-P075	63B4	HW030+NMRV-P075	56C
0.36	2.9	1.4	2649	7.67	80	613.33	3770	1838	HW040+NMRV-P090	63B4	HW040+NMRV-P090	56C
0.61	2.9	2.5	2863	7.67	80	613.33	7020	2319	HW040+NMRV-P110	63B4	HW040+NMRV-P110	56C
0.29	2.7	1.2	2851	10.83	60	650.00	3351	1659	HW030+NMRV-P075	63B4	HW030+NMRV-P075	56C
0.32	2.5	1.3	2995	8.75	80	700.00	3826	1838	HW040+NMRV-P090	63B4	HW040+NMRV-P090	56C
0.55	2.5	2.2	3239	8.75	80	700.00	7141	2319	HW040+NMRV-P110	63B4	HW040+NMRV-P110	56C
0.26	2.3	1.0	2983	7.67	100	766.67	3109	1838	HW040+NMRV-P090	63B4	HW040+NMRV-P090	56C
0.43	2.3	1.7	3251	7.67	100	766.67	5643	2319	HW040+NMRV-P110	63B4	HW040+NMRV-P110	56C
0.39	2.0	1.5	3667	8.75	100	875.00	5679	2319	HW040+NMRV-P110	63B4	HW040+NMRV-P110	56C
0.32	15	1.3	602	3.00	40	120.00	762	949	PC063+NMRV050	63B4	PC063+NMRV050	56C
0.25	12	1.0	706	3.00	50	150.00	715	1022	PC063+NMRV050	63B4	PC063+NMRV050	56C

0.33 HP

Maximum Power HP	Output Speed RPM	Service Factor sf	Output Torque in-lbs	Ratio Stage 1	Ratio Stage 2	Ratio i	Max. Torque in-lbs	OHL Output Shaft lbs	Gearmotor		Gear Reducer	
									Reducer	Motor	Reducer	NEMA C-face
2.29	79	6.9	221	2.94	7.5	22.08	1537	705	HW030+NMRV-P063	71A4	HW030+NMRV-P063	56C
1.94	60	5.9	285	3.87	7.5	29.00	1682	772	HW030+NMRV-P063	71A4	HW030+NMRV-P063	56C
1.54	45	4.7	363	3.87	10	38.67	1691	850	HW030+NMRV-P063	71A4	HW030+NMRV-P063	56C
1.37	40	4.1	403	2.94	15	44.17	1671	889	HW030+NMRV-P063	71A4	HW030+NMRV-P063	56C
1.35	37	4.1	442	4.75	10	47.50	1812	911	HW030+NMRV-P063	71A4	HW030+NMRV-P063	56C
1.17	30	3.5	516	3.87	15	58.00	1829	973	HW030+NMRV-P063	71A4	HW030+NMRV-P063	56C
1.03	25	3.1	626	4.75	15	71.25	1960	1042	HW030+NMRV-P063	71A4	HW030+NMRV-P063	56C
0.91	23	2.7	660	3.87	20	77.33	1816	1071	HW030+NMRV-P063	71A4	HW030+NMRV-P063	56C
0.95	21	2.9	713	5.45	15	81.82	2052	1092	HW030+NMRV-P063	71A4	HW030+NMRV-P063	56C
0.85	20	2.6	688	2.94	30	88.33	1778	1120	HW030+NMRV-P063	71A4	HW030+NMRV-P063	56C
1.32	20	4.0	718	2.94	30	88.33	2872	1322	HW030+NMRV-P075	71A4	HW030+NMRV-P075	56C
0.83	18	2.5	797	4.75	20	95.00	1997	1147	HW030+NMRV-P063	71A4	HW030+NMRV-P063	56C
0.76	16	2.3	905	5.45	20	109.09	2098	1201	HW030+NMRV-P063	71A4	HW030+NMRV-P063	56C
1.25	16	3.8	931	5.45	20	109.09	3524	1418	HW030+NMRV-P075	71A4	HW030+NMRV-P075	56C
1.14	15	3.5	911	3.87	30	116.00	3143	1447	HW030+NMRV-P075	71A4	HW030+NMRV-P075	56C
0.76	15	2.3	1012	7.88	15	118.13	2319	1234	HW030+NMRV-P063	71A4	HW030+NMRV-P063	56C
0.58	13	1.8	1085	5.45	25	136.36	1912	1294	HW030+NMRV-P063	71A4	HW030+NMRV-P063	56C
0.94	13	2.9	1116	5.45	25	136.36	3182	1528	HW030+NMRV-P075	71A4	HW030+NMRV-P075	56C
0.66	12	2.0	1048	4.75	30	142.50	2085	1313	HW030+NMRV-P063	71A4	HW030+NMRV-P063	56C
1.01	12	3.1	1097	4.75	30	142.50	3368	1550	HW030+NMRV-P075	71A4	HW030+NMRV-P075	56C
0.90	11	2.7	1125	3.87	40	154.67	3080	1592	HW030+NMRV-P075	71A4	HW030+NMRV-P075	56C
1.17	11	3.5	1168	3.11	50	155.26	4137	1765	HW040+NMRV-P090	71A4	HW040+NMRV-P090	56C
0.60	11	1.8	1277	7.88	20	157.50	2308	1358	HW030+NMRV-P063	71A4	HW030+NMRV-P063	56C
0.61	11	1.8	1188	5.45	30	163.64	2183	1375	HW030+NMRV-P063	71A4	HW030+NMRV-P063	56C
0.93	11	2.8	1245	5.45	30	163.64	3527	1623	HW030+NMRV-P075	71A4	HW030+NMRV-P075	56C
0.43	10	1.3	1138	2.94	60	176.67	1490	1409	HW030+NMRV-P063	71A4	HW030+NMRV-P063	56C

0.33 HP

Maximum Power HP	Output Speed RPM	Service Factor sf	Output Torque in-lbs	Ratio Stage 1	Ratio Stage 2	Ratio i	Max. Torque in-lbs	OHL Output Shaft lbs	Gearmotor		Gear Reducer	
									Reducer	Motor	Reducer	NEMA C-face
0.69	10	2.1	1199	2.94	60	176.67	2491	1659	HW030+NMRV-P075	71A4	HW030+NMRV-P075	56C
0.93	9.4	2.8	1316	3.11	60	186.32	3699	1838	HW040+NMRV-P090	71A4	HW040+NMRV-P090	56C
0.45	8.9	1.4	1529	7.88	25	196.88	2097	1409	HW030+NMRV-P063	71A4	HW030+NMRV-P063	56C
0.74	8.9	2.2	1574	7.88	25	196.88	3507	1659	HW030+NMRV-P075	71A4	HW030+NMRV-P075	56C
0.48	8.0	1.4	1469	5.45	40	218.18	2115	1409	HW030+NMRV-P063	71A4	HW030+NMRV-P063	56C
0.74	8.0	2.3	1534	5.45	40	218.18	3456	1659	HW030+NMRV-P075	71A4	HW030+NMRV-P075	56C
1.10	8.0	3.3	1622	5.50	40	220.00	5431	1838	HW040+NMRV-P090	71A4	HW040+NMRV-P090	56C
0.49	7.4	1.5	1671	7.88	30	236.25	2467	1409	HW030+NMRV-P063	71A4	HW030+NMRV-P063	56C
0.75	7.4	2.3	1753	7.88	30	236.25	3985	1659	HW030+NMRV-P075	71A4	HW030+NMRV-P075	56C
0.81	6.9	2.4	1694	4.20	60	252.00	4148	1838	HW040+NMRV-P090	71A4	HW040+NMRV-P090	56C
0.38	6.4	1.2	1698	5.45	50	272.73	1958	1409	HW030+NMRV-P063	71A4	HW030+NMRV-P063	56C
0.59	6.4	1.8	1773	5.45	50	272.73	3189	1659	HW030+NMRV-P075	71A4	HW030+NMRV-P075	56C
0.87	6.4	2.7	1913	5.50	50	275.00	5073	1838	HW040+NMRV-P090	71A4	HW040+NMRV-P090	56C
0.82	5.7	2.5	2097	6.09	50	304.55	5191	1838	HW040+NMRV-P090	71A4	HW040+NMRV-P090	56C
0.37	5.6	1.1	2049	7.88	40	315.00	2298	1409	HW030+NMRV-P063	71A4	HW030+NMRV-P063	56C
0.58	5.6	1.8	2155	7.88	40	315.00	3797	1659	HW030+NMRV-P075	71A4	HW030+NMRV-P075	56C
0.68	5.3	2.1	2144	5.50	60	330.00	4449	1838	HW040+NMRV-P090	71A4	HW040+NMRV-P090	56C
1.14	5.3	3.5	2296	5.50	60	330.00	7966	2319	HW040+NMRV-P110	71A4	HW040+NMRV-P110	56C
0.69	4.6	2.1	2587	7.67	50	383.33	5416	1838	HW040+NMRV-P090	71A4	HW040+NMRV-P090	56C
0.99	4.6	3.0	2760	7.67	50	383.33	8291	2319	HW040+NMRV-P110	71A4	HW040+NMRV-P110	56C
0.46	4.4	1.4	2471	7.88	50	393.75	3415	1659	HW030+NMRV-P075	71A4	HW030+NMRV-P075	56C
0.62	4.0	1.9	2925	8.75	50	437.50	5524	1838	HW040+NMRV-P090	71A4	HW040+NMRV-P090	56C
0.79	4.0	2.4	2788	5.50	80	440.00	6635	2319	HW040+NMRV-P110	71A4	HW040+NMRV-P110	56C
0.54	3.8	1.6	2893	7.67	60	460.00	4724	1838	HW040+NMRV-P090	71A4	HW040+NMRV-P090	56C
0.90	3.8	2.7	3105	7.67	60	460.00	8488	2319	HW040+NMRV-P110	71A4	HW040+NMRV-P110	56C
0.38	3.7	1.2	2802	7.88	60	472.50	3238	1659	HW030+NMRV-P075	71A4	HW030+NMRV-P075	56C
0.49	3.3	1.5	3268	8.75	60	525.00	4810	1838	HW040+NMRV-P090	71A4	HW040+NMRV-P090	56C
0.75	3.3	2.3	3510	8.75	60	525.00	8006	2319	HW040+NMRV-P110	71A4	HW040+NMRV-P110	56C
0.36	2.9	1.1	3497	7.67	80	613.33	3770	1838	HW040+NMRV-P090	71A4	HW040+NMRV-P090	56C
0.61	2.9	1.9	3780	7.67	80	613.33	7020	2319	HW040+NMRV-P110	71A4	HW040+NMRV-P110	56C
0.32	2.5	1.0	3953	8.75	80	700.00	3826	1838	HW040+NMRV-P090	71A4	HW040+NMRV-P090	56C
0.55	2.5	1.7	4276	8.75	80	700.00	7141	2319	HW040+NMRV-P110	71A4	HW040+NMRV-P110	56C
0.43	2.3	1.3	4291	7.67	100	766.67	5643	2319	HW040+NMRV-P110	71A4	HW040+NMRV-P110	56C
0.39	2.0	1.2	4841	8.75	100	875.00	5679	2319	HW040+NMRV-P110	71A4	HW040+NMRV-P110	56C
0.35	23	1.1	613	3.00	25	75.00	660	811	PC071+NMRV050	71A4	PC071+NMRV050	56C
0.39	19	1.2	683	3.00	30	90.00	818	862	PC071+NMRV050	71A4	PC071+NMRV050	56C

0.5 HP

Maximum Power HP	Output Speed RPM	Service Factor sf	Output Torque in-lbs	Ratio Stage 1	Ratio Stage 2	Ratio i	Max. Torque in-lbs	OHL Output Shaft lbs	Gearmotor		Gear Reducer	
									Reducer	Motor	Reducer	NEMA C-face
2.29	79	4.6	335	2.94	7.5	22.08	1537	705	HW030+NMRV-P063	71B4	HW030+NMRV-P063	56C
1.94	60	3.9	432	3.87	7.5	29.00	1682	772	HW030+NMRV-P063	71B4	HW030+NMRV-P063	56C
1.54	45	3.1	550	3.87	10	38.67	1691	850	HW030+NMRV-P063	71B4	HW030+NMRV-P063	56C
1.37	40	2.7	611	2.94	15	44.17	1671	889	HW030+NMRV-P063	71B4	HW030+NMRV-P063	56C
1.35	37	2.7	669	4.75	10	47.50	1812	911	HW030+NMRV-P063	71B4	HW030+NMRV-P063	56C
1.95	37	3.9	678	4.75	10	47.50	2645	1075	HW030+NMRV-P075	71B4	HW030+NMRV-P075	56C
1.17	30	2.3	782	3.87	15	58.00	1829	973	HW030+NMRV-P063	71B4	HW030+NMRV-P063	56C
1.81	30	3.6	803	3.87	15	58.00	2908	1148	HW030+NMRV-P075	71B4	HW030+NMRV-P075	56C
1.03	25	2.1	949	4.75	15	71.25	1960	1042	HW030+NMRV-P063	71B4	HW030+NMRV-P063	56C

0.5 HP

Maximum Power HP	Output Speed RPM	Service Factor sf	Output Torque in-lbs	Ratio Stage 1	Ratio Stage 2	Ratio i	Max. Torque in-lbs	OHL Output Shaft lbs	Gearmotor		Gear Reducer	
									Reducer	Motor	Reducer	NEMA C-face
1.60	25	3.2	974	4.75	15	71.25	3116	1230	HW030+NMRV-P075	71B4	HW030+NMRV-P075	56C
0.91	23	1.8	1001	3.87	20	77.33	1816	1071	HW030+NMRV-P063	71B4	HW030+NMRV-P063	56C
1.49	23	3.0	1028	3.87	20	77.33	3056	1264	HW030+NMRV-P075	71B4	HW030+NMRV-P075	56C
1.88	23	3.8	1042	3.11	25	77.63	3926	1401	HW040+NMRV-P090	71B4	HW040+NMRV-P090	56C
0.95	21	1.9	1080	5.45	15	81.82	2052	1092	HW030+NMRV-P063	71B4	HW030+NMRV-P063	56C
1.47	21	2.9	1109	5.45	15	81.82	3263	1288	HW030+NMRV-P075	71B4	HW030+NMRV-P075	56C
0.85	20	1.7	1042	2.94	30	88.33	1778	1120	HW030+NMRV-P063	71B4	HW030+NMRV-P063	56C
1.32	20	2.6	1088	2.94	30	88.33	2872	1322	HW030+NMRV-P075	71B4	HW030+NMRV-P075	56C
0.83	18	1.7	1208	4.75	20	95.00	1997	1147	HW030+NMRV-P063	71B4	HW030+NMRV-P063	56C
1.36	18	2.7	1241	4.75	20	95.00	3365	1354	HW030+NMRV-P075	71B4	HW030+NMRV-P075	56C
0.76	16	1.5	1372	5.45	20	109.09	2098	1201	HW030+NMRV-P063	71B4	HW030+NMRV-P063	56C
1.25	16	2.5	1410	5.45	20	109.09	3524	1418	HW030+NMRV-P075	71B4	HW030+NMRV-P075	56C
1.81	16	3.6	1471	5.50	20	110.00	5317	1574	HW040+NMRV-P090	71B4	HW040+NMRV-P090	56C
1.14	15	2.3	1380	3.87	30	116.00	3143	1447	HW030+NMRV-P075	71B4	HW030+NMRV-P075	56C
0.76	15	1.5	1533	7.88	15	118.13	2319	1234	HW030+NMRV-P063	71B4	HW030+NMRV-P063	56C
1.75	14	3.5	1554	4.20	30	126.00	5444	1646	HW040+NMRV-P090	71B4	HW040+NMRV-P090	56C
0.58	13	1.2	1643	5.45	25	136.36	1912	1294	HW030+NMRV-P063	71B4	HW030+NMRV-P063	56C
0.94	13	1.9	1691	5.45	25	136.36	3182	1528	HW030+NMRV-P075	71B4	HW030+NMRV-P075	56C
1.48	13	3.0	1767	5.50	25	137.50	5233	1695	HW040+NMRV-P090	71B4	HW040+NMRV-P090	56C
0.66	12	1.3	1588	4.75	30	142.50	2085	1313	HW030+NMRV-P063	71B4	HW030+NMRV-P063	56C
1.01	12	2.0	1662	4.75	30	142.50	3368	1550	HW030+NMRV-P075	71B4	HW030+NMRV-P075	56C
0.90	11	1.8	1705	3.87	40	154.67	3080	1592	HW030+NMRV-P075	71B4	HW030+NMRV-P075	56C
1.17	11	2.3	1770	3.11	50	155.26	4137	1765	HW040+NMRV-P090	71B4	HW040+NMRV-P090	56C
1.98	11	4.0	1845	3.11	50	155.26	7324	2230	HW040+NMRV-P110	71B4	HW040+NMRV-P110	56C
0.60	11	1.2	1935	7.88	20	157.50	2308	1358	HW030+NMRV-P063	71B4	HW030+NMRV-P063	56C
0.61	11	1.2	1800	5.45	30	163.64	2183	1375	HW030+NMRV-P063	71B4	HW030+NMRV-P063	56C
0.93	11	1.9	1886	5.45	30	163.64	3527	1623	HW030+NMRV-P075	71B4	HW030+NMRV-P075	56C
1.50	11	3.0	1987	5.50	30	165.00	5955	1801	HW040+NMRV-P090	71B4	HW040+NMRV-P090	56C
0.69	10	1.4	1816	2.94	60	176.67	2491	1659	HW030+NMRV-P075	71B4	HW030+NMRV-P075	56C
0.93	9.4	1.9	1993	3.11	60	186.32	3699	1838	HW040+NMRV-P090	71B4	HW040+NMRV-P090	56C
1.54	9.4	3.1	2124	3.11	60	186.32	6541	2319	HW040+NMRV-P110	71B4	HW040+NMRV-P110	56C
0.74	8.9	1.5	2385	7.88	25	196.88	3507	1659	HW030+NMRV-P075	71B4	HW030+NMRV-P075	56C
0.48	8.0	1.0	2225	5.45	40	218.18	2115	1409	HW030+NMRV-P063	71B4	HW030+NMRV-P063	56C
0.74	8.0	1.5	2324	5.45	40	218.18	3456	1659	HW030+NMRV-P075	71B4	HW030+NMRV-P075	56C
1.10	8.0	2.2	2458	5.50	40	220.00	5431	1838	HW040+NMRV-P090	71B4	HW040+NMRV-P090	56C
1.91	8.0	3.8	2588	5.50	40	220.00	9864	2319	HW040+NMRV-P110	71B4	HW040+NMRV-P110	56C
0.49	7.4	1.0	2532	7.88	30	236.25	2467	1409	HW030+NMRV-P063	71B4	HW030+NMRV-P063	56C
0.75	7.4	1.5	2656	7.88	30	236.25	3985	1659	HW030+NMRV-P075	71B4	HW030+NMRV-P075	56C
0.81	6.9	1.6	2567	4.20	60	252.00	4148	1838	HW040+NMRV-P090	71B4	HW040+NMRV-P090	56C
1.35	6.9	2.7	2743	4.20	60	252.00	7394	2319	HW040+NMRV-P110	71B4	HW040+NMRV-P110	56C
0.59	6.4	1.2	2687	5.45	50	272.73	3189	1659	HW030+NMRV-P075	71B4	HW030+NMRV-P075	56C
0.87	6.4	1.7	2899	5.50	50	275.00	5073	1838	HW040+NMRV-P090	71B4	HW040+NMRV-P090	56C
1.48	6.4	3.0	3072	5.50	50	275.00	9108	2319	HW040+NMRV-P110	71B4	HW040+NMRV-P110	56C
0.82	5.7	1.6	3178	6.09	50	304.55	5191	1838	HW040+NMRV-P090	71B4	HW040+NMRV-P090	56C
1.38	5.7	2.8	3375	6.09	50	304.55	9332	2319	HW040+NMRV-P110	71B4	HW040+NMRV-P110	56C
0.58	5.6	1.2	3266	7.88	40	315.00	3797	1659	HW030+NMRV-P075	71B4	HW030+NMRV-P075	56C
0.68	5.3	1.4	3248	5.50	60	330.00	4449	1838	HW040+NMRV-P090	71B4	HW040+NMRV-P090	56C
1.14	5.3	2.3	3479	5.50	60	330.00	7966	2319	HW040+NMRV-P110	71B4	HW040+NMRV-P110	56C
0.69	4.6	1.4	3920	7.67	50	383.33	5416	1838	HW040+NMRV-P090	71B4	HW040+NMRV-P090	56C
0.99	4.6	2.0	4182	7.67	50	383.33	8291	2319	HW040+NMRV-P110	71B4	HW040+NMRV-P110	56C
0.62	4.0	1.2	4431	8.75	50	437.50	5524	1838	HW040+NMRV-P090	71B4	HW040+NMRV-P090	56C
0.79	4.0	1.6	4224	5.50	80	440.00	6635	2319	HW040+NMRV-P110	71B4	HW040+NMRV-P110	56C
0.54	3.8	1.1	4383	7.67	60	460.00	4724	1838	HW040+NMRV-P090	71B4	HW040+NMRV-P090	56C
0.90	3.8	1.8	4704	7.67	60	460.00	8488	2319	HW040+NMRV-P110	71B4	HW040+NMRV-P110	56C

0.5 HP

Maximum Power HP	Output Speed RPM	Service Factor sf	Output Torque in-lbs	Ratio Stage 1	Ratio Stage 2	Ratio i	Max. Torque in-lbs	OHL Output Shaft lbs	Gearmotor		Gear Reducer	
									Reducer	Motor	Reducer	NEMA C-face
0.49	3.3	1.0	4951	8.75	60	525.00	4810	1838	HW040+NMRV-P090	71B4	HW040+NMRV-P090	56C
0.75	3.3	1.5	5317	8.75	60	525.00	8006	2319	HW040+NMRV-P110	71B4	HW040+NMRV-P110	56C
0.61	2.9	1.2	5727	7.67	80	613.33	7020	2319	HW040+NMRV-P110	71B4	HW040+NMRV-P110	56C
0.55	2.5	1.1	6479	8.75	80	700.00	7141	2319	HW040+NMRV-P110	71B4	HW040+NMRV-P110	56C

0.75 HP

Maximum Power HP	Output Speed RPM	Service Factor sf	Output Torque in-lbs	Ratio Stage 1	Ratio Stage 2	Ratio i	Max. Torque in-lbs	OHL Output Shaft lbs	Gearmotor		Gear Reducer	
									Reducer	Motor	Reducer	NEMA C-face
2.29	79	3.1	503	2.94	7.5	22.08	1537	705	HW030+NMRV-P063	80A4	HW030+NMRV-P063	56C
1.94	60	2.6	649	3.87	7.5	29.00	1682	772	HW030+NMRV-P063	80A4	HW030+NMRV-P063	56C
2.78	60	3.7	642	3.87	7.5	29.00	2377	911	HW030+NMRV-P075	80A4	HW030+NMRV-P075	56C
1.54	45	2.1	824	3.87	10	38.67	1691	850	HW030+NMRV-P063	80A4	HW030+NMRV-P063	56C
2.22	45	3.0	835	3.87	10	38.67	2468	1003	HW030+NMRV-P075	80A4	HW030+NMRV-P075	56C
1.37	40	1.8	917	2.94	15	44.17	1671	889	HW030+NMRV-P063	80A4	HW030+NMRV-P063	56C
2.12	40	2.8	940	2.94	15	44.17	2657	1049	HW030+NMRV-P075	80A4	HW030+NMRV-P075	56C
1.35	37	1.8	1004	4.75	10	47.50	1812	911	HW030+NMRV-P063	80A4	HW030+NMRV-P063	56C
1.95	37	2.6	1016	4.75	10	47.50	2645	1075	HW030+NMRV-P075	80A4	HW030+NMRV-P075	56C
1.17	30	1.6	1174	3.87	15	58.00	1829	973	HW030+NMRV-P063	80A4	HW030+NMRV-P063	56C
1.81	30	2.4	1204	3.87	15	58.00	2908	1148	HW030+NMRV-P075	80A4	HW030+NMRV-P075	56C
2.85	28	3.8	1335	4.20	15	63.00	5068	1307	HW040+NMRV-P090	80A4	HW040+NMRV-P090	56C
1.03	25	1.4	1423	4.75	15	71.25	1960	1042	HW030+NMRV-P063	80A4	HW030+NMRV-P063	56C
1.60	25	2.1	1460	4.75	15	71.25	3116	1230	HW030+NMRV-P075	80A4	HW030+NMRV-P075	56C
0.91	23	1.2	1501	3.87	20	77.33	1816	1071	HW030+NMRV-P063	80A4	HW030+NMRV-P063	56C
1.49	23	2.0	1541	3.87	20	77.33	3056	1264	HW030+NMRV-P075	80A4	HW030+NMRV-P075	56C
1.88	23	2.5	1563	3.11	25	77.63	3926	1401	HW040+NMRV-P090	80A4	HW040+NMRV-P090	56C
0.95	21	1.3	1620	5.45	15	81.82	2052	1092	HW030+NMRV-P063	80A4	HW030+NMRV-P063	56C
1.47	21	2.0	1663	5.45	15	81.82	3263	1288	HW030+NMRV-P075	80A4	HW030+NMRV-P075	56C
2.13	21	2.8	1714	4.20	20	84.00	4861	1438	HW040+NMRV-P090	80A4	HW040+NMRV-P090	56C
0.85	20	1.1	1563	2.94	30	88.33	1778	1120	HW030+NMRV-P063	80A4	HW030+NMRV-P063	56C
1.32	20	1.8	1633	2.94	30	88.33	2872	1322	HW030+NMRV-P075	80A4	HW030+NMRV-P075	56C
2.07	19	2.8	1783	3.11	30	93.16	4923	1489	HW040+NMRV-P090	80A4	HW040+NMRV-P090	56C
0.83	18	1.1	1812	4.75	20	95.00	1997	1147	HW030+NMRV-P063	80A4	HW030+NMRV-P063	56C
1.36	18	1.8	1862	4.75	20	95.00	3365	1354	HW030+NMRV-P075	80A4	HW030+NMRV-P075	56C
0.76	16	1.0	2058	5.45	20	109.09	2098	1201	HW030+NMRV-P063	80A4	HW030+NMRV-P063	56C
1.25	16	1.7	2115	5.45	20	109.09	3524	1418	HW030+NMRV-P075	80A4	HW030+NMRV-P075	56C
1.81	16	2.4	2206	5.50	20	110.00	5317	1574	HW040+NMRV-P090	80A4	HW040+NMRV-P090	56C
1.14	15	1.5	2069	3.87	30	116.00	3143	1447	HW030+NMRV-P075	80A4	HW030+NMRV-P075	56C
0.76	15	1.0	2299	7.88	15	118.13	2319	1234	HW030+NMRV-P063	80A4	HW030+NMRV-P063	56C
1.75	14	2.3	2331	4.20	30	126.00	5444	1646	HW040+NMRV-P090	80A4	HW040+NMRV-P090	56C
0.94	13	1.3	2536	5.45	25	136.36	3182	1528	HW030+NMRV-P075	80A4	HW030+NMRV-P075	56C
1.48	13	2.0	2650	5.50	25	137.50	5233	1695	HW040+NMRV-P090	80A4	HW040+NMRV-P090	56C
2.26	13	3.0	2758	5.50	25	137.50	8300	2142	HW040+NMRV-P110	80A4	HW040+NMRV-P110	56C
1.01	12	1.4	2494	4.75	30	142.50	3368	1550	HW030+NMRV-P075	80A4	HW030+NMRV-P075	56C
0.90	11	1.2	2557	3.87	40	154.67	3080	1592	HW030+NMRV-P075	80A4	HW030+NMRV-P075	56C
1.17	11	1.6	2654	3.11	50	155.26	4137	1765	HW040+NMRV-P090	80A4	HW040+NMRV-P090	56C
1.98	11	2.6	2768	3.11	50	155.26	7324	2230	HW040+NMRV-P110	80A4	HW040+NMRV-P110	56C
0.93	11	1.2	2829	5.45	30	163.64	3527	1623	HW030+NMRV-P075	80A4	HW030+NMRV-P075	56C
1.50	11	2.0	2981	5.50	30	165.00	5955	1801	HW040+NMRV-P090	80A4	HW040+NMRV-P090	56C
2.21	10	2.9	3051	4.20	40	168.00	8988	2290	HW040+NMRV-P110	80A4	HW040+NMRV-P110	56C

0.75 HP

Maximum Power HP	Output Speed RPM	Service Factor sf	Output Torque in-lbs	Ratio Stage 1	Ratio Stage 2	Ratio i	Max. Torque in-lbs	OHL Output Shaft lbs	Gearmotor		Gear Reducer	
									Reducer	Motor	Reducer	NEMA C-face
0.93	9.4	1.2	2990	3.11	60	186.32	3699	1838	HW040+NMRV-P090	80A4	HW040+NMRV-P090	56C
1.54	9.4	2.1	3185	3.11	60	186.32	6541	2319	HW040+NMRV-P110	80A4	HW040+NMRV-P110	56C
0.74	8.9	1.0	3577	7.88	25	196.88	3507	1659	HW030+NMRV-P075	80A4	HW030+NMRV-P075	56C
0.74	8.0	1.0	3487	5.45	40	218.18	3456	1659	HW030+NMRV-P075	80A4	HW030+NMRV-P075	56C
1.10	8.0	1.5	3686	5.50	40	220.00	5431	1838	HW040+NMRV-P090	80A4	HW040+NMRV-P090	56C
1.91	8.0	2.5	3882	5.50	40	220.00	9864	2319	HW040+NMRV-P110	80A4	HW040+NMRV-P110	56C
0.75	7.4	1.0	3984	7.88	30	236.25	3985	1659	HW030+NMRV-P075	80A4	HW030+NMRV-P075	56C
0.81	6.9	1.1	3851	4.20	60	252.00	4148	1838	HW040+NMRV-P090	80A4	HW040+NMRV-P090	56C
1.35	6.9	1.8	4115	4.20	60	252.00	7394	2319	HW040+NMRV-P110	80A4	HW040+NMRV-P110	56C
0.87	6.4	1.2	4348	5.50	50	275.00	5073	1838	HW040+NMRV-P090	80A4	HW040+NMRV-P090	56C
1.48	6.4	2.0	4608	5.50	50	275.00	9108	2319	HW040+NMRV-P110	80A4	HW040+NMRV-P110	56C
0.82	5.7	1.1	4766	6.09	50	304.55	5191	1838	HW040+NMRV-P090	80A4	HW040+NMRV-P090	56C
1.38	5.7	1.8	5062	6.09	50	304.55	9332	2319	HW040+NMRV-P110	80A4	HW040+NMRV-P110	56C
1.14	5.3	1.5	5218	5.50	60	330.00	7966	2319	HW040+NMRV-P110	80A4	HW040+NMRV-P110	56C
0.99	4.6	1.3	6272	7.67	50	383.33	8291	2319	HW040+NMRV-P110	80A4	HW040+NMRV-P110	56C
0.79	4.0	1.0	6336	5.50	80	440.00	6635	2319	HW040+NMRV-P110	80A4	HW040+NMRV-P110	56C
0.90	3.8	1.2	7056	7.67	60	460.00	8488	2319	HW040+NMRV-P110	80A4	HW040+NMRV-P110	56C
0.75	3.3	1.0	7976	8.75	60	525.00	8006	2319	HW040+NMRV-P110	80A4	HW040+NMRV-P110	56C

1 HP

Maximum Power HP	Output Speed RPM	Service Factor sf	Output Torque in-lbs	Ratio Stage 1	Ratio Stage 2	Ratio i	Max. Torque in-lbs	OHL Output Shaft lbs	Gearmotor		Gear Reducer	
									Reducer	Motor	Reducer	NEMA C-face
2.29	79	2.3	670	2.94	7.5	22.08	1537	705	HW030+NMRV-P063	80B4	HW030+NMRV-P063	56C/143/145TC
3.23	79	3.2	660	2.94	7.5	22.08	2132	833	HW030+NMRV-P075	80B4	HW030+NMRV-P075	56C/143/145TC
1.94	60	1.9	865	3.87	7.5	29.00	1682	772	HW030+NMRV-P063	80B4	HW030+NMRV-P063	56C/143/145TC
2.78	60	2.8	856	3.87	7.5	29.00	2377	911	HW030+NMRV-P075	80B4	HW030+NMRV-P075	56C/143/145TC
1.54	45	1.5	1099	3.87	10	38.67	1691	850	HW030+NMRV-P063	80B4	HW030+NMRV-P063	56C/143/145TC
2.22	45	2.2	1113	3.87	10	38.67	2468	1003	HW030+NMRV-P075	80B4	HW030+NMRV-P075	56C/143/145TC
3.54	42	3.5	1235	4.20	10	42.00	4371	1142	HW040+NMRV-P090	80B4	HW040+NMRV-P090	56C/143/145TC
3.54	42	3.5	1235	4.20	10	42.00	4371	1442	HW040+NMRV-P110	80B4	HW040+NMRV-P110	56C/143/145TC
1.37	40	1.4	1222	2.94	15	44.17	1671	889	HW030+NMRV-P063	80B4	HW030+NMRV-P063	56C/143/145TC
2.12	40	2.1	1253	2.94	15	44.17	2657	1049	HW030+NMRV-P075	80B4	HW030+NMRV-P075	56C/143/145TC
3.40	38	3.4	1348	3.11	15	46.58	4583	1182	HW040+NMRV-P090	80B4	HW040+NMRV-P090	56C/143/145TC
1.35	37	1.4	1339	4.75	10	47.50	1812	911	HW030+NMRV-P063	80B4	HW030+NMRV-P063	56C/143/145TC
1.95	37	2.0	1355	4.75	10	47.50	2645	1075	HW030+NMRV-P075	80B4	HW030+NMRV-P075	56C/143/145TC
1.17	30	1.2	1565	3.87	15	58.00	1829	973	HW030+NMRV-P063	80B4	HW030+NMRV-P063	56C/143/145TC
1.81	30	1.8	1605	3.87	15	58.00	2908	1148	HW030+NMRV-P075	80B4	HW030+NMRV-P075	56C/143/145TC
3.90	28	3.9	1775	3.11	20	62.11	6929	1643	HW040+NMRV-P110	80B4	HW040+NMRV-P110	56C/143/145TC
2.85	28	2.8	1780	4.20	15	63.00	5068	1307	HW040+NMRV-P090	80B4	HW040+NMRV-P090	56C/143/145TC
1.03	25	1.0	1897	4.75	15	71.25	1960	1042	HW030+NMRV-P063	80B4	HW030+NMRV-P063	56C/143/145TC
1.60	25	1.6	1947	4.75	15	71.25	3116	1230	HW030+NMRV-P075	80B4	HW030+NMRV-P075	56C/143/145TC
1.49	23	1.5	2055	3.87	20	77.33	3056	1264	HW030+NMRV-P075	80B4	HW030+NMRV-P075	56C/143/145TC
1.88	23	1.9	2083	3.11	25	77.63	3926	1401	HW040+NMRV-P090	80B4	HW040+NMRV-P090	56C/143/145TC
3.39	23	3.4	2165	3.11	25	77.63	7332	1770	HW040+NMRV-P110	80B4	HW040+NMRV-P110	56C/143/145TC
1.47	21	1.5	2218	5.45	15	81.82	3263	1288	HW030+NMRV-P075	80B4	HW030+NMRV-P075	56C/143/145TC
2.13	21	2.1	2285	4.20	20	84.00	4861	1438	HW040+NMRV-P090	80B4	HW040+NMRV-P090	56C/143/145TC
3.54	21	3.5	2344	4.20	20	84.00	8299	1817	HW040+NMRV-P110	80B4	HW040+NMRV-P110	56C/143/145TC
1.32	20	1.3	2177	2.94	30	88.33	2872	1322	HW030+NMRV-P075	80B4	HW030+NMRV-P075	56C/143/145TC
2.07	19	2.1	2377	3.11	30	93.16	4923	1489	HW040+NMRV-P090	80B4	HW040+NMRV-P090	56C/143/145TC

1 HP

Maximum Power HP	Output Speed RPM	Service Factor sf	Output Torque in-lbs	Ratio Stage 1	Ratio Stage 2	Ratio i	Max. Torque in-lbs	OHL Output Shaft lbs	Gearmotor		Gear Reducer	
									Reducer	Motor	Reducer	NEMA C-face
3.36	19	3.4	2416	3.11	30	93.16	8114	1881	HW040+NMRV-P110	80B4	HW040+NMRV-P110	56C/143/145TC
1.36	18	1.4	2482	4.75	20	95.00	3365	1354	HW030+NMRV-P075	80B4	HW030+NMRV-P075	56C/143/145TC
3.14	17	3.1	2856	4.20	25	105.00	8973	1958	HW040+NMRV-P110	80B4	HW040+NMRV-P110	56C/143/145TC
1.25	16	1.2	2820	5.45	20	109.09	3524	1418	HW030+NMRV-P075	80B4	HW030+NMRV-P075	56C/143/145TC
1.81	16	1.8	2942	5.50	20	110.00	5317	1574	HW040+NMRV-P090	80B4	HW040+NMRV-P090	56C/143/145TC
1.14	15	1.1	2759	3.87	30	116.00	3143	1447	HW030+NMRV-P075	80B4	HW030+NMRV-P075	56C/143/145TC
1.75	14	1.8	3107	4.20	30	126.00	5444	1646	HW040+NMRV-P090	80B4	HW040+NMRV-P090	56C/143/145TC
3.12	14	3.1	3139	4.20	30	126.00	9809	2080	HW040+NMRV-P110	80B4	HW040+NMRV-P110	56C/143/145TC
1.48	13	1.5	3533	5.50	25	137.50	5233	1695	HW040+NMRV-P090	80B4	HW040+NMRV-P090	56C/143/145TC
2.26	13	2.3	3677	5.50	25	137.50	8300	2142	HW040+NMRV-P110	80B4	HW040+NMRV-P110	56C/143/145TC
1.01	12	1.0	3325	4.75	30	142.50	3368	1550	HW030+NMRV-P075	80B4	HW030+NMRV-P075	56C/143/145TC
1.17	11	1.2	3539	3.11	50	155.26	4137	1765	HW040+NMRV-P090	80B4	HW040+NMRV-P090	56C/143/145TC
1.98	11	2.0	3690	3.11	50	155.26	7324	2230	HW040+NMRV-P110	80B4	HW040+NMRV-P110	56C/143/145TC
1.50	11	1.5	3975	5.50	30	165.00	5955	1801	HW040+NMRV-P090	80B4	HW040+NMRV-P090	56C/143/145TC
2.21	10	2.2	4068	4.20	40	168.00	8988	2290	HW040+NMRV-P110	80B4	HW040+NMRV-P110	56C/143/145TC
1.54	9.4	1.5	4247	3.11	60	186.32	6541	2319	HW040+NMRV-P110	80B4	HW040+NMRV-P110	56C/143/145TC
1.10	8.0	1.1	4915	5.50	40	220.00	5431	1838	HW040+NMRV-P090	80B4	HW040+NMRV-P090	56C/143/145TC
1.91	8.0	1.9	5176	5.50	40	220.00	9864	2319	HW040+NMRV-P110	80B4	HW040+NMRV-P110	56C/143/145TC
1.35	6.9	1.3	5486	4.20	60	252.00	7394	2319	HW040+NMRV-P110	80B4	HW040+NMRV-P110	56C/143/145TC
1.48	6.4	1.5	6144	5.50	50	275.00	9108	2319	HW040+NMRV-P110	80B4	HW040+NMRV-P110	56C/143/145TC
1.38	5.7	1.4	6750	6.09	50	304.55	9332	2319	HW040+NMRV-P110	80B4	HW040+NMRV-P110	56C/143/145TC
1.14	5.3	1.1	6957	5.50	60	330.00	7966	2319	HW040+NMRV-P110	80B4	HW040+NMRV-P110	56C/143/145TC
0.99	4.6	1.0	8363	7.67	50	383.33	8291	2319	HW040+NMRV-P110	80B4	HW040+NMRV-P110	56C/143/145TC

1.5 HP

Maximum Power HP	Output Speed RPM	Service Factor sf	Output Torque in-lbs	Ratio Stage 1	Ratio Stage 2	Ratio i	Max. Torque in-lbs	OHL Output Shaft lbs	Gearmotor		Gear Reducer	
									Reducer	Motor	Reducer	NEMA C-face
2.29	79	1.5	1006	2.94	7.5	22.08	1537	705	HW030+NMRV-P063	-	HW030+NMRV-P063	56C/143/145TC
3.23	79	2.2	991	2.94	7.5	22.08	2132	833	HW030+NMRV-P075	-	HW030+NMRV-P075	56C/143/145TC
5.22	75	3.5	1054	3.11	7.5	23.29	3670	938	HW040+NMRV-P090	90S4	HW040+NMRV-P090	56C/143/145TC
5.22	75	3.5	1069	3.11	7.5	23.29	3722	1185	HW040+NMRV-P110	90S4	HW040+NMRV-P110	56C/143/145TC
1.94	60	1.3	1297	3.87	7.5	29.00	1682	772	HW030+NMRV-P063	-	HW030+NMRV-P063	56C/143/145TC
2.78	60	1.9	1284	3.87	7.5	29.00	2377	911	HW030+NMRV-P075	-	HW030+NMRV-P075	56C/143/145TC
4.39	56	2.9	1393	3.11	10	31.05	4073	1032	HW040+NMRV-P090	90S4	HW040+NMRV-P090	56C/143/145TC
5.22	56	3.5	1393	3.11	10	31.05	4849	1304	HW040+NMRV-P110	90S4	HW040+NMRV-P110	56C/143/145TC
1.54	45	1.0	1649	3.87	10	38.67	1691	850	HW030+NMRV-P063	-	HW030+NMRV-P063	56C/143/145TC
2.22	45	1.5	1669	3.87	10	38.67	2468	1003	HW030+NMRV-P075	-	HW030+NMRV-P075	56C/143/145TC
3.54	42	2.4	1852	4.20	10	42.00	4371	1142	HW040+NMRV-P090	90S4	HW040+NMRV-P090	56C/143/145TC
3.54	42	2.4	1852	4.20	10	42.00	4371	1442	HW040+NMRV-P110	90S4	HW040+NMRV-P110	56C/143/145TC
2.12	40	1.4	1880	2.94	15	44.17	2657	1049	HW030+NMRV-P075	-	HW030+NMRV-P075	56C/143/145TC
3.40	38	2.3	2022	3.11	15	46.58	4583	1182	HW040+NMRV-P090	90S4	HW040+NMRV-P090	56C/143/145TC
5.22	38	3.5	2046	3.11	15	46.58	7122	1493	HW040+NMRV-P110	90S4	HW040+NMRV-P110	56C/143/145TC
1.95	37	1.3	2033	4.75	10	47.50	2645	1075	HW030+NMRV-P075	-	HW030+NMRV-P075	56C/143/145TC
1.81	30	1.2	2408	3.87	15	58.00	2908	1148	HW030+NMRV-P075	-	HW030+NMRV-P075	56C/143/145TC
3.90	28	2.6	2663	3.11	20	62.11	6929	1643	HW040+NMRV-P110	90S4	HW040+NMRV-P110	56C/143/145TC
2.85	28	1.9	2670	4.20	15	63.00	5068	1307	HW040+NMRV-P090	90S4	HW040+NMRV-P090	56C/143/145TC
1.60	25	1.1	2921	4.75	15	71.25	3116	1230	HW030+NMRV-P075	-	HW030+NMRV-P075	56C/143/145TC
1.49	23	1.0	3083	3.87	20	77.33	3056	1264	HW030+NMRV-P075	-	HW030+NMRV-P075	56C/143/145TC
1.88	23	1.3	3125	3.11	25	77.63	3926	1401	HW040+NMRV-P090	90S4	HW040+NMRV-P090	56C/143/145TC

1.5 HP

Maximum Power HP	Output Speed RPM	Service Factor sf	Output Torque in-lbs	Ratio Stage 1	Ratio Stage 2	Ratio i	Max. Torque in-lbs	OHL Output Shaft lbs	Gearmotor		Gear Reducer	
									Reducer	Motor	Reducer	NEMA C-face
3.39	23	2.3	3247	3.11	25	77.63	7332	1770	HW040+NMRV-P110	90S4	HW040+NMRV-P110	56C/143/145TC
1.47	21	1.0	3326	5.45	15	81.82	3263	1288	HW030+NMRV-P075	-	HW030+NMRV-P075	56C/143/145TC
2.13	21	1.4	3428	4.20	20	84.00	4861	1438	HW040+NMRV-P090	90S4	HW040+NMRV-P090	56C/143/145TC
3.54	21	2.4	3516	4.20	20	84.00	8299	1817	HW040+NMRV-P110	90S4	HW040+NMRV-P110	56C/143/145TC
2.07	19	1.4	3565	3.11	30	93.16	4923	1489	HW040+NMRV-P090	90S4	HW040+NMRV-P090	56C/143/145TC
3.36	19	2.2	3625	3.11	30	93.16	8114	1881	HW040+NMRV-P110	90S4	HW040+NMRV-P110	56C/143/145TC
3.14	17	2.1	4285	4.20	25	105.00	8973	1958	HW040+NMRV-P110	90S4	HW040+NMRV-P110	56C/143/145TC
1.81	16	1.2	4413	5.50	20	110.00	5317	1574	HW040+NMRV-P090	90S4	HW040+NMRV-P090	56C/143/145TC
1.75	14	1.2	4661	4.20	30	126.00	5444	1646	HW040+NMRV-P090	90S4	HW040+NMRV-P090	56C/143/145TC
3.12	14	2.1	4709	4.20	30	126.00	9809	2080	HW040+NMRV-P110	90S4	HW040+NMRV-P110	56C/143/145TC
1.48	13	1.0	5300	5.50	25	137.50	5233	1695	HW040+NMRV-P090	90S4	HW040+NMRV-P090	56C/143/145TC
2.26	13	1.5	5516	5.50	25	137.50	8300	2142	HW040+NMRV-P110	90S4	HW040+NMRV-P110	56C/143/145TC
1.98	11	1.3	5536	3.11	50	155.26	7324	2230	HW040+NMRV-P110	90S4	HW040+NMRV-P110	56C/143/145TC
1.50	11	1.0	5962	5.50	30	165.00	5955	1801	HW040+NMRV-P090	90S4	HW040+NMRV-P090	56C/143/145TC
2.21	10	1.5	6102	4.20	40	168.00	8988	2290	HW040+NMRV-P110	90S4	HW040+NMRV-P110	56C/143/145TC
1.54	9.4	1.0	6371	3.11	60	186.32	6541	2319	HW040+NMRV-P110	90S4	HW040+NMRV-P110	56C/143/145TC
1.91	8.0	1.3	7764	5.50	40	220.00	9864	2319	HW040+NMRV-P110	90S4	HW040+NMRV-P110	56C/143/145TC
1.48	6.4	1.0	9216	5.50	50	275.00	9108	2319	HW040+NMRV-P110	90S4	HW040+NMRV-P110	56C/143/145TC
5.07	29	3.4	2525	2.42	25	60.50	8537	2131	PC090+NMRV130	90S4	PC090+NMRV130	56C/143/145TC
5.01	24	3.3	2858	2.42	30	72.60	9547	2264	PC090+NMRV130	90S4	PC090+NMRV130	56C/143/145TC
3.95	18	2.6	3661	2.42	40	96.80	9639	2492	PC090+NMRV130	90S4	PC090+NMRV130	56C/143/145TC
3.07	14	2.0	4389	2.42	50	121.00	8996	2685	PC090+NMRV130	90S4	PC090+NMRV130	56C/143/145TC
2.47	12	1.6	5027	2.42	60	145.20	8262	2853	PC090+NMRV130	90S4	PC090+NMRV130	56C/143/145TC
1.86	9.0	1.2	6204	2.42	80	193.60	7711	3034	PC090+NMRV130	90S4	PC090+NMRV130	56C/143/145TC
1.50	7.2	1.0	6870	2.42	100	242.00	6875	3034	PC080+NMRV130	90S4	PC080+NMRV130	56C/143/145TC

2 HP

Maximum Power HP	Output Speed RPM	Service Factor sf	Output Torque in-lbs	Ratio Stage 1	Ratio Stage 2	Ratio i	Max. Torque in-lbs	OHL Output Shaft lbs	Gearmotor		Gear Reducer	
									Reducer	Motor	Reducer	NEMA C-face
5.22	75	2.6	1406	3.11	7.5	23.29	3670	938	HW040+NMRV-P090	90L4	HW040+NMRV-P090	143/145TC
5.22	75	2.6	1426	3.11	7.5	23.29	3722	1185	HW040+NMRV-P110	90L4	HW040+NMRV-P110	143/145TC
4.39	56	2.2	1857	3.11	10	31.05	4073	1032	HW040+NMRV-P090	90L4	HW040+NMRV-P090	143/145TC
5.22	56	2.6	1857	3.11	10	31.05	4849	1304	HW040+NMRV-P110	90L4	HW040+NMRV-P110	143/145TC
3.54	42	1.8	2469	4.20	10	42.00	4371	1142	HW040+NMRV-P090	90L4	HW040+NMRV-P090	143/145TC
3.54	42	1.8	2469	4.20	10	42.00	4371	1442	HW040+NMRV-P110	90L4	HW040+NMRV-P110	143/145TC
3.40	38	1.7	2695	3.11	15	46.58	4583	1182	HW040+NMRV-P090	90L4	HW040+NMRV-P090	143/145TC
5.22	38	2.6	2728	3.11	15	46.58	7122	1493	HW040+NMRV-P110	90L4	HW040+NMRV-P110	143/145TC
3.90	28	2.0	3550	3.11	20	62.11	6929	1643	HW040+NMRV-P110	90L4	HW040+NMRV-P110	143/145TC
2.85	28	1.4	3560	4.20	15	63.00	5068	1307	HW040+NMRV-P090	90L4	HW040+NMRV-P090	143/145TC
3.39	23	1.7	4330	3.11	25	77.63	7332	1770	HW040+NMRV-P110	90L4	HW040+NMRV-P110	143/145TC
2.13	21	1.1	4570	4.20	20	84.00	4861	1438	HW040+NMRV-P090	90L4	HW040+NMRV-P090	143/145TC
3.54	21	1.8	4688	4.20	20	84.00	8299	1817	HW040+NMRV-P110	90L4	HW040+NMRV-P110	143/145TC
2.07	19	1.0	4754	3.11	30	93.16	4923	1489	HW040+NMRV-P090	90L4	HW040+NMRV-P090	143/145TC
3.36	19	1.7	4833	3.11	30	93.16	8114	1881	HW040+NMRV-P110	90L4	HW040+NMRV-P110	143/145TC
3.14	17	1.6	5713	4.20	25	105.00	8973	1958	HW040+NMRV-P110	90L4	HW040+NMRV-P110	143/145TC
3.12	14	1.6	6278	4.20	30	126.00	9809	2080	HW040+NMRV-P110	90L4	HW040+NMRV-P110	143/145TC
2.26	13	1.1	7355	5.50	25	137.50	8300	2142	HW040+NMRV-P110	90L4	HW040+NMRV-P110	143/145TC
1.98	11	1.0	7381	3.11	50	155.26	7324	2230	HW040+NMRV-P110	90L4	HW040+NMRV-P110	143/145TC
2.21	10	1.1	8136	4.20	40	168.00	8988	2290	HW040+NMRV-P110	90L4	HW040+NMRV-P110	143/145TC

2 HP

Maximum Power HP	Output Speed RPM	Service Factor sf	Output Torque in-lbs	Ratio Stage 1	Ratio Stage 2	Ratio i	Max. Torque in-lbs	OHL Output Shaft lbs	Gearmotor		Gear Reducer	
									Reducer	Motor	Reducer	NEMA C-face
1.91	8.0	1.0	10352	5.50	40	220.00	9864	2319	HW040+NMRV-P110	90L4	HW040+NMRV-P110	143/145TC
4.96	29	2.5	3443	2.42	25	60.50	8537	2131	PC090+NMRV130	90L4	PC090+NMRV130	143/145TC
4.90	24	2.4	3897	2.42	30	72.60	9547	2264	PC090+NMRV130	90L4	PC090+NMRV130	143/145TC
3.86	18	1.9	4992	2.42	40	96.80	9639	2492	PC090+NMRV130	90L4	PC090+NMRV130	143/145TC
3.01	14	1.5	5985	2.42	50	121.00	8996	2685	PC090+NMRV130	90L4	PC090+NMRV130	143/145TC
2.41	12	1.2	6855	2.42	60	145.20	8262	2853	PC090+NMRV130	90L4	PC090+NMRV130	143/145TC
1.92	9.0	1.0	8123	2.42	80	193.60	7804	3034	PC090+NMRV130	90L4	PC090+NMRV130	143/145TC

3 HP

Maximum Power HP	Output Speed RPM	Service Factor sf	Output Torque in-lbs	Ratio Stage 1	Ratio Stage 2	Ratio i	Max. Torque in-lbs	OHL Output Shaft lbs	Gearmotor		Gear Reducer	
									Reducer	Motor	Reducer	NEMA C-face
5.22	75	1.7	2109	3.11	7.5	23.29	3670	938	HW040+NMRV-P090	-	HW040+NMRV-P090	182/184TC
5.22	75	1.7	2138	3.11	7.5	23.29	3722	1185	HW040+NMRV-P110	-	HW040+NMRV-P110	182/184TC
4.39	56	1.5	2786	3.11	10	31.05	4073	1032	HW040+NMRV-P090	-	HW040+NMRV-P090	182/184TC
5.22	56	1.7	2786	3.11	10	31.05	4849	1304	HW040+NMRV-P110	-	HW040+NMRV-P110	182/184TC
3.54	42	1.2	3704	4.20	10	42.00	4371	1142	HW040+NMRV-P090	-	HW040+NMRV-P090	182/184TC
3.54	42	1.2	3704	4.20	10	42.00	4371	1442	HW040+NMRV-P110	-	HW040+NMRV-P110	182/184TC
3.40	38	1.1	4043	3.11	15	46.58	4583	1182	HW040+NMRV-P090	-	HW040+NMRV-P090	182/184TC
5.22	38	1.7	4092	3.11	15	46.58	7122	1493	HW040+NMRV-P110	-	HW040+NMRV-P110	182/184TC
3.90	28	1.3	5326	3.11	20	62.11	6929	1643	HW040+NMRV-P110	-	HW040+NMRV-P110	182/184TC
3.39	23	1.1	6494	3.11	25	77.63	7332	1770	HW040+NMRV-P110	-	HW040+NMRV-P110	182/184TC
3.54	21	1.2	7031	4.20	20	84.00	8299	1817	HW040+NMRV-P110	-	HW040+NMRV-P110	182/184TC
3.36	19	1.1	7249	3.11	30	93.16	8114	1881	HW040+NMRV-P110	-	HW040+NMRV-P110	182/184TC
3.14	17	1.0	8569	4.20	25	105.00	8973	1958	HW040+NMRV-P110	-	HW040+NMRV-P110	182/184TC
3.12	14	1.0	9418	4.20	30	126.00	9809	2080	HW040+NMRV-P110	-	HW040+NMRV-P110	182/184TC

5 HP

Maximum Power HP	Output Speed RPM	Service Factor sf	Output Torque in-lbs	Ratio Stage 1	Ratio Stage 2	Ratio i	Max. Torque in-lbs	OHL Output Shaft lbs	Gearmotor		Gear Reducer	
									Reducer	Motor	Reducer	NEMA C-face
5.22	75	1.0	3515	3.11	7.5	23.29	3670	938	HW040+NMRV-P090	-	HW040+NMRV-P090	182/184TC
5.22	75	1.0	3564	3.11	7.5	23.29	3722	1185	HW040+NMRV-P110	-	HW040+NMRV-P110	182/184TC
5.22	56	1.0	4643	3.11	10	31.05	4849	1304	HW040+NMRV-P110	-	HW040+NMRV-P110	182/184TC
5.22	38	1.0	6820	3.11	15	46.58	7122	1493	HW040+NMRV-P110	-	HW040+NMRV-P110	182/184TC

Helical Worm Gear Reducer Ratings - Input Speed 1750 rpm

Maximum Torque in-lbs	Output Speed RPM	Ratio i	Maximum Power HP	OHL		Gear Reducer	
				Output Shaft lbs	Input Shaft lbs	Motorized Input	Shaft Input
1537	79	22.08	2.29	1165	-	HW30+NMRV-P063	-
1682	60	29.00	1.94	1275	-	HW30+NMRV-P063	-
1691	45	38.67	1.54	1402	-	HW30+NMRV-P063	-
1671	40	44.17	1.37	1467	-	HW30+NMRV-P063	-
1812	37	47.50	1.35	1503	-	HW30+NMRV-P063	-
1829	30	58.00	1.17	1605	-	HW30+NMRV-P063	-
1960	25	71.25	1.03	1721	-	HW30+NMRV-P063	-
1816	23	77.33	0.91	1767	-	HW30+NMRV-P063	-
2052	21	81.82	0.95	1801	-	HW30+NMRV-P063	-
1778	20	88.33	0.85	1848	-	HW30+NMRV-P063	-
1997	18	95.00	0.83	1893	-	HW30+NMRV-P063	-
2098	16	109.09	0.76	1983	-	HW30+NMRV-P063	-
2319	15	118.13	0.76	2036	-	HW30+NMRV-P063	-
1912	13	136.36	0.58	2136	-	HW30+NMRV-P063	-
2085	12	142.50	0.66	2167	-	HW30+NMRV-P063	-
2308	11	157.50	0.60	2241	-	HW30+NMRV-P063	-
2183	11	163.64	0.61	2270	-	HW30+NMRV-P063	-
1490	9.9	176.67	0.43	2319	-	HW30+NMRV-P063	-
2097	8.9	196.88	0.45	2319	-	HW30+NMRV-P063	-
2115	8.0	218.18	0.47	2319	-	HW30+NMRV-P063	-
2467	7.4	236.25	0.49	2319	-	HW30+NMRV-P063	-
1958	6.4	272.73	0.38	2319	-	HW30+NMRV-P063	-
2298	5.6	315.00	0.37	2319	-	HW30+NMRV-P063	-
2089	4.4	393.75	0.29	2319	-	HW30+NMRV-P063	-
2391	4.0	433.33	0.29	2319	-	HW30+NMRV-P063	-
1895	3.7	472.50	0.24	2319	-	HW30+NMRV-P063	-
2166	3.2	541.67	0.22	2319	-	HW30+NMRV-P063	-
1957	2.7	650.00	0.18	2319	-	HW30+NMRV-P063	-
1145	2.2	787.50	0.11	2319	-	HW30+NMRV-P063	-
1457	2.0	866.67	0.12	2319	-	HW30+NMRV-P063	-
1145	1.6	1083.33	0.08	2319	-	HW30+NMRV-P063	-
2132	79	22.08	3.23	1165	-	HW30+NMRV-P075	-
2377	60	29.00	2.77	1275	-	HW30+NMRV-P075	-
2468	45	38.67	2.22	1402	-	HW30+NMRV-P075	-
2657	40	44.17	2.12	1467	-	HW30+NMRV-P075	-
2645	37	47.50	1.95	1503	-	HW30+NMRV-P075	-
2908	30	58.00	1.81	1605	-	HW30+NMRV-P075	-
3116	25	71.25	1.60	1721	-	HW30+NMRV-P075	-
3056	23	77.33	1.49	1767	-	HW30+NMRV-P075	-
3263	21	81.82	1.47	1801	-	HW30+NMRV-P075	-
2872	20	88.33	1.32	1848	-	HW30+NMRV-P075	-
3365	18	95.00	1.36	1893	-	HW30+NMRV-P075	-
3524	16	109.09	1.25	1983	-	HW30+NMRV-P075	-
3143	15	116.00	1.14	2023	-	HW30+NMRV-P075	-
3182	13	136.36	0.94	2136	-	HW30+NMRV-P075	-
3368	12	142.50	1.01	2167	-	HW30+NMRV-P075	-
3080	11	154.67	0.90	2226	-	HW30+NMRV-P075	-
3527	11	163.64	0.93	2270	-	HW30+NMRV-P075	-
2491	9.9	176.67	0.69	2319	-	HW30+NMRV-P075	-
3507	8.9	196.88	0.73	2319	-	HW30+NMRV-P075	-
3456	8.0	218.18	0.74	2319	-	HW30+NMRV-P075	-
3985	7.4	236.25	0.75	2319	-	HW30+NMRV-P075	-
3189	6.4	272.73	0.59	2319	-	HW30+NMRV-P075	-
3797	5.6	315.00	0.58	2319	-	HW30+NMRV-P075	-
3415	4.4	393.75	0.46	2319	-	HW30+NMRV-P075	-

www.centrateknindo.com

Maximum Torque in-lbs	Output Speed RPM	Ratio i	Maximum Power HP	OHL		Gear Reducer	
				Output Shaft lbs	Input Shaft lbs	Motorized Input	Shaft Input
3238	3.7	472.50	0.38	2319	-	HW30+NMRV-P075	-
3061	3.2	541.67	0.30	2319	-	HW30+NMRV-P075	-
3351	2.7	650.00	0.29	2319	-	HW30+NMRV-P075	-
1973	2.2	787.50	0.18	2319	-	HW30+NMRV-P075	-
2526	2.0	866.67	0.19	2319	-	HW30+NMRV-P075	-
2009	1.6	1083.33	0.14	2319	-	HW30+NMRV-P075	-
3670	75	23.29	5.22	1185	67	HW40+NMRV-P090	IHW40+NMRV-P090
4073	56	31.05	4.38	1304	90	HW40+NMRV-P090	IHW40+NMRV-P090
4371	42	42.00	3.54	1442	90	HW40+NMRV-P090	IHW40+NMRV-P090
4583	38	46.58	3.40	1493	90	HW40+NMRV-P090	IHW40+NMRV-P090
5068	28	63.00	2.85	1651	90	HW40+NMRV-P090	IHW40+NMRV-P090
3926	23	77.63	1.88	1770	90	HW40+NMRV-P090	IHW40+NMRV-P090
4861	21	84.00	2.13	1817	90	HW40+NMRV-P090	IHW40+NMRV-P090
4923	19	93.16	2.07	1881	90	HW40+NMRV-P090	IHW40+NMRV-P090
5317	16	110.00	1.81	1988	90	HW40+NMRV-P090	IHW40+NMRV-P090
5444	14	126.00	1.75	2080	90	HW40+NMRV-P090	IHW40+NMRV-P090
5233	13	137.50	1.48	2142	90	HW40+NMRV-P090	IHW40+NMRV-P090
4137	11	155.26	1.17	2230	90	HW40+NMRV-P090	IHW40+NMRV-P090
5955	11	165.00	1.50	2276	90	HW40+NMRV-P090	IHW40+NMRV-P090
3699	9.4	186.32	0.93	2319	90	HW40+NMRV-P090	IHW40+NMRV-P090
5431	8.0	220.00	1.10	2319	90	HW40+NMRV-P090	IHW40+NMRV-P090
4148	6.9	252.00	0.81	2319	90	HW40+NMRV-P090	IHW40+NMRV-P090
5073	6.4	275.00	0.87	2319	90	HW40+NMRV-P090	IHW40+NMRV-P090
5191	5.7	304.55	0.82	2319	90	HW40+NMRV-P090	IHW40+NMRV-P090
4449	5.3	330.00	0.68	2319	90	HW40+NMRV-P090	IHW40+NMRV-P090
5416	4.6	383.33	0.69	2319	90	HW40+NMRV-P090	IHW40+NMRV-P090
5524	4.0	437.50	0.62	2319	90	HW40+NMRV-P090	IHW40+NMRV-P090
4724	3.8	460.00	0.54	2319	90	HW40+NMRV-P090	IHW40+NMRV-P090
4810	3.3	525.00	0.49	2319	90	HW40+NMRV-P090	IHW40+NMRV-P090
3770	2.9	613.33	0.36	2319	90	HW40+NMRV-P090	IHW40+NMRV-P090
3826	2.5	700.00	0.32	2319	90	HW40+NMRV-P090	IHW40+NMRV-P090
3109	2.3	766.67	0.26	2319	90	HW40+NMRV-P090	IHW40+NMRV-P090
3129	2.0	875.00	0.23	2319	90	HW40+NMRV-P090	IHW40+NMRV-P090
3722	75	23.29	5.22	1185	67	HW40+NMRV-P110	IHW40+NMRV-P110
4849	56	31.05	5.22	1304	67	HW40+NMRV-P110	IHW40+NMRV-P110
4371	42	42.00	3.54	1442	112	HW40+NMRV-P110	IHW40+NMRV-P110
7122	38	46.58	5.22	1493	67	HW40+NMRV-P110	IHW40+NMRV-P110
6929	28	62.11	3.90	1643	112	HW40+NMRV-P110	IHW40+NMRV-P110
7332	23	77.63	3.39	1770	112	HW40+NMRV-P110	IHW40+NMRV-P110
8299	21	84.00	3.54	1817	112	HW40+NMRV-P110	IHW40+NMRV-P110
8114	19	93.16	3.36	1881	112	HW40+NMRV-P110	IHW40+NMRV-P110
8973	17	105.00	3.14	1958	112	HW40+NMRV-P110	IHW40+NMRV-P110
9809	14	126.00	3.12	2080	112	HW40+NMRV-P110	IHW40+NMRV-P110
8300	13	137.50	2.26	2142	112	HW40+NMRV-P110	IHW40+NMRV-P110
7324	11	155.26	1.98	2230	112	HW40+NMRV-P110	IHW40+NMRV-P110
8988	10	168.00	2.21	2290	112	HW40+NMRV-P110	IHW40+NMRV-P110
6541	9.4	186.32	1.54	2319	112	HW40+NMRV-P110	IHW40+NMRV-P110
9864	8.0	220.00	1.90	2319	112	HW40+NMRV-P110	IHW40+NMRV-P110
7394	6.9	252.00	1.35	2319	112	HW40+NMRV-P110	IHW40+NMRV-P110
9108	6.4	275.00	1.48	2319	112	HW40+NMRV-P110	IHW40+NMRV-P110
9332	5.7	304.55	1.38	2319	112	HW40+NMRV-P110	IHW40+NMRV-P110
7966	5.3	330.00	1.14	2319	112	HW40+NMRV-P110	IHW40+NMRV-P110
8291	4.6	383.33	0.99	2319	112	HW40+NMRV-P110	IHW40+NMRV-P110
6635	4.0	440.00	0.79	2319	112	HW40+NMRV-P110	IHW40+NMRV-P110
8488	3.8	460.00	0.90	2319	112	HW40+NMRV-P110	IHW40+NMRV-P110
8006	3.3	525.00	0.75	2319	112	HW40+NMRV-P110	IHW40+NMRV-P110
7020	2.9	613.33	0.61	2319	112	HW40+NMRV-P110	IHW40+NMRV-P110
7141	2.5	700.00	0.55	2319	112	HW40+NMRV-P110	IHW40+NMRV-P110

Maximum Torque in-lbs	Output Speed RPM	Ratio i	Maximum Power HP	OHL		Gear Reducer	
				Output Shaft lbs	Input Shaft lbs	Motorized Input	Shaft Input
5643	2.3	766.67	0.43	2319	112	HW40+NMRV-P110	IHW40+NMRV-P110
5679	2.0	875.00	0.39	2319	112	HW40+NMRV-P110	IHW40+NMRV-P110

www.centrateknindo.com

Helical Worm Gear Reducer Ratings - Input Speed 1140 rpm

Maximum Torque in-lbs	Output Speed RPM	Ratio i	Maximum Power HP	OHL		Gear Reducer	
				Output Shaft lbs	Input Shaft lbs	Motorized Input	Shaft Input
1773	52	22.08	1.76	1343	-	HW30+NMRV-P063	-
1940	39	29.00	1.49	1471	-	HW30+NMRV-P063	-
1951	29	38.67	1.18	1618	-	HW30+NMRV-P063	-
1927	26	44.17	1.06	1693	-	HW30+NMRV-P063	-
2090	24	47.50	1.03	1734	-	HW30+NMRV-P063	-
2109	20	58.00	0.90	1852	-	HW30+NMRV-P063	-
2260	16	71.25	0.79	1985	-	HW30+NMRV-P063	-
2152	15	77.33	0.73	2038	-	HW30+NMRV-P063	-
2367	14	81.82	0.73	2078	-	HW30+NMRV-P063	-
2050	13	88.33	0.67	2132	-	HW30+NMRV-P063	-
2270	12	95.00	0.63	2184	-	HW30+NMRV-P063	-
2336	10	109.09	0.57	2287	-	HW30+NMRV-P063	-
2329	9.7	118.13	0.50	2319	-	HW30+NMRV-P063	-
2122	8.4	136.36	0.43	2319	-	HW30+NMRV-P063	-
2404	8.0	142.50	0.51	2319	-	HW30+NMRV-P063	-
2478	7.2	157.50	0.42	2319	-	HW30+NMRV-P063	-
2518	7.0	163.64	0.47	2319	-	HW30+NMRV-P063	-
1715	6.5	176.67	0.35	2319	-	HW30+NMRV-P063	-
2224	5.8	196.88	0.32	2319	-	HW30+NMRV-P063	-
2320	5.2	218.18	0.35	2319	-	HW30+NMRV-P063	-
2845	4.8	236.25	0.37	2319	-	HW30+NMRV-P063	-
2106	4.2	272.73	0.28	2319	-	HW30+NMRV-P063	-
2416	3.6	315.00	0.26	2319	-	HW30+NMRV-P063	-
2187	2.9	393.75	0.20	2319	-	HW30+NMRV-P063	-
2474	2.6	433.33	0.20	2319	-	HW30+NMRV-P063	-
1973	2.4	472.50	0.17	2319	-	HW30+NMRV-P063	-
2236	2.1	541.67	0.15	2319	-	HW30+NMRV-P063	-
2012	1.8	650.00	0.13	2319	-	HW30+NMRV-P063	-
1187	1.4	787.50	0.08	2319	-	HW30+NMRV-P063	-
1488	1.3	866.67	0.08	2319	-	HW30+NMRV-P063	-
1187	1.1	1083.33	0.06	2319	-	HW30+NMRV-P063	-
2505	52	22.08	2.51	1343	-	HW30+NMRV-P075	-
2498	39	29.00	1.92	1471	-	HW30+NMRV-P075	-
2847	29	38.67	1.70	1618	-	HW30+NMRV-P075	-
3065	26	44.17	1.65	1693	-	HW30+NMRV-P075	-
3050	24	47.50	1.49	1734	-	HW30+NMRV-P075	-
3354	20	58.00	1.40	1852	-	HW30+NMRV-P075	-
3594	16	71.25	1.23	1985	-	HW30+NMRV-P075	-
3622	15	77.33	1.19	2038	-	HW30+NMRV-P075	-
3657	14	81.82	1.09	2078	-	HW30+NMRV-P075	-
3312	13	88.33	1.04	2132	-	HW30+NMRV-P075	-
3856	12	95.00	1.04	2184	-	HW30+NMRV-P075	-
3972	10	109.09	0.94	2287	-	HW30+NMRV-P075	-
3625	9.8	116.00	0.89	2319	-	HW30+NMRV-P075	-
3550	8.4	136.36	0.70	2319	-	HW30+NMRV-P075	-
3884	8.0	142.50	0.79	2319	-	HW30+NMRV-P075	-
3553	7.4	154.67	0.71	2319	-	HW30+NMRV-P075	-
4067	7.0	163.64	0.72	2319	-	HW30+NMRV-P075	-
2899	6.5	176.67	0.56	2319	-	HW30+NMRV-P075	-
3607	5.8	196.88	0.50	2319	-	HW30+NMRV-P075	-
3834	5.2	218.18	0.55	2319	-	HW30+NMRV-P075	-
4011	4.8	236.25	0.50	2319	-	HW30+NMRV-P075	-
3445	4.2	272.73	0.43	2319	-	HW30+NMRV-P075	-
4006	3.6	315.00	0.41	2319	-	HW30+NMRV-P075	-
3581	2.9	393.75	0.32	2319	-	HW30+NMRV-P075	-

Maximum Torque in-lbs	Output Speed RPM	Ratio i	Maximum Power HP	OHL		Gear Reducer	
				Output Shaft lbs	Input Shaft lbs	Motorized Input	Shaft Input
3381	2.4	472.50	0.27	2319	-	HW30+NMRV-P075	-
3227	2.1	541.67	0.21	2319	-	HW30+NMRV-P075	-
3451	1.8	650.00	0.20	2319	-	HW30+NMRV-P075	-
2021	1.4	787.50	0.12	2319	-	HW30+NMRV-P075	-
2587	1.3	866.67	0.13	2319	-	HW30+NMRV-P075	-
2049	1.1	1083.33	0.09	2319	-	HW30+NMRV-P075	-
3615	49	23.29	3.40	1367	67	HW40+NMRV-P090	IHW40+NMRV-P090
4698	37	31.05	3.37	1505	90	HW40+NMRV-P090	IHW40+NMRV-P090
4391	27	42.00	2.36	1664	90	HW40+NMRV-P090	IHW40+NMRV-P090
5286	24	46.58	2.64	1722	90	HW40+NMRV-P090	IHW40+NMRV-P090
5845	18	63.00	2.19	1905	90	HW40+NMRV-P090	IHW40+NMRV-P090
4990	15	77.63	1.61	2042	90	HW40+NMRV-P090	IHW40+NMRV-P090
5607	14	84.00	1.64	2096	90	HW40+NMRV-P090	IHW40+NMRV-P090
5678	12	93.16	1.63	2170	90	HW40+NMRV-P090	IHW40+NMRV-P090
6133	10	110.00	1.38	2294	90	HW40+NMRV-P090	IHW40+NMRV-P090
6279	9.0	126.00	1.36	2319	90	HW40+NMRV-P090	IHW40+NMRV-P090
5923	8.3	137.50	1.11	2319	90	HW40+NMRV-P090	IHW40+NMRV-P090
4873	7.3	155.26	0.95	2319	90	HW40+NMRV-P090	IHW40+NMRV-P090
6869	6.9	165.00	1.16	2319	90	HW40+NMRV-P090	IHW40+NMRV-P090
4299	6.1	186.32	0.75	2319	90	HW40+NMRV-P090	IHW40+NMRV-P090
6264	5.2	220.00	0.85	2319	90	HW40+NMRV-P090	IHW40+NMRV-P090
4592	4.5	252.00	0.61	2319	90	HW40+NMRV-P090	IHW40+NMRV-P090
5496	4.1	275.00	0.64	2319	90	HW40+NMRV-P090	IHW40+NMRV-P090
5574	3.7	304.55	0.59	2319	90	HW40+NMRV-P090	IHW40+NMRV-P090
4788	3.5	330.00	0.50	2319	90	HW40+NMRV-P090	IHW40+NMRV-P090
5726	3.0	383.33	0.49	2319	90	HW40+NMRV-P090	IHW40+NMRV-P090
5798	2.6	437.50	0.44	2319	90	HW40+NMRV-P090	IHW40+NMRV-P090
4972	2.5	460.00	0.38	2319	90	HW40+NMRV-P090	IHW40+NMRV-P090
5030	2.2	525.00	0.34	2319	90	HW40+NMRV-P090	IHW40+NMRV-P090
3979	1.9	613.33	0.25	2319	90	HW40+NMRV-P090	IHW40+NMRV-P090
4034	1.6	700.00	0.22	2319	90	HW40+NMRV-P090	IHW40+NMRV-P090
3200	1.5	766.67	0.18	2319	90	HW40+NMRV-P090	IHW40+NMRV-P090
3226	1.3	875.00	0.16	2319	90	HW40+NMRV-P090	IHW40+NMRV-P090
3639	49	23.29	3.40	1367	67	HW40+NMRV-P110	IHW40+NMRV-P110
4738	37	31.05	3.40	1505	67	HW40+NMRV-P110	IHW40+NMRV-P110
4391	27	42.00	2.36	1664	112	HW40+NMRV-P110	IHW40+NMRV-P110
6900	24	46.58	3.40	1722	67	HW40+NMRV-P110	IHW40+NMRV-P110
8973	18	62.11	3.40	1896	112	HW40+NMRV-P110	IHW40+NMRV-P110
9527	15	77.63	2.96	2042	112	HW40+NMRV-P110	IHW40+NMRV-P110
8277	14	84.00	2.36	2096	112	HW40+NMRV-P110	IHW40+NMRV-P110
10382	12	93.16	2.95	2170	112	HW40+NMRV-P110	IHW40+NMRV-P110
10080	11	105.00	2.36	2258	112	HW40+NMRV-P110	IHW40+NMRV-P110
10898	9.0	126.00	2.36	2319	112	HW40+NMRV-P110	IHW40+NMRV-P110
8472	8.3	137.50	1.53	2319	112	HW40+NMRV-P110	IHW40+NMRV-P110
8752	7.3	155.26	1.62	2319	112	HW40+NMRV-P110	IHW40+NMRV-P110
10555	6.8	168.00	1.76	2319	112	HW40+NMRV-P110	IHW40+NMRV-P110
7682	6.1	186.32	1.25	2319	112	HW40+NMRV-P110	IHW40+NMRV-P110
11140	5.2	220.00	1.45	2319	112	HW40+NMRV-P110	IHW40+NMRV-P110
8699	4.5	252.00	1.08	2319	112	HW40+NMRV-P110	IHW40+NMRV-P110
10353	4.1	275.00	1.13	2319	112	HW40+NMRV-P110	IHW40+NMRV-P110
10196	3.7	304.55	1.01	2319	112	HW40+NMRV-P110	IHW40+NMRV-P110
9092	3.5	330.00	0.88	2319	112	HW40+NMRV-P110	IHW40+NMRV-P110
8386	3.0	383.33	0.67	2319	112	HW40+NMRV-P110	IHW40+NMRV-P110
7607	2.6	440.00	0.61	2319	112	HW40+NMRV-P110	IHW40+NMRV-P110
9376	2.5	460.00	0.67	2319	112	HW40+NMRV-P110	IHW40+NMRV-P110
8114	2.2	525.00	0.51	2319	112	HW40+NMRV-P110	IHW40+NMRV-P110
7882	1.9	613.33	0.46	2319	112	HW40+NMRV-P110	IHW40+NMRV-P110
7969	1.6	700.00	0.41	2319	112	HW40+NMRV-P110	IHW40+NMRV-P110

www.centrateknindo.com

Maximum Torque in-lbs	Output Speed RPM	Ratio i	Maximum Power HP	OHL		Gear Reducer	
				Output Shaft lbs	Input Shaft lbs	Motorized Input	Shaft Input
6606	1.5	766.67	0.34	2319	112	HW40+NMRV-P110	IHW40+NMRV-P110
6658	1.3	875.00	0.30	2319	112	HW40+NMRV-P110	IHW40+NMRV-P110

www.centrateknindo.com

Double Worm Gearmotor Ratings - Motor Speed 1750 rpm

0.08 HP

Output Speed RPM	Service Factor sf	Output Torque in-lbs	Ratio Stage 1	Ratio Stage 2	Total Ratio i	Maximum Torque in-lbs	OHL Output Shaft lbs	Gearmotor		Gear Reducer	
								Reducer	Motor	Reducer	NEMA C-face
18	1.6	180	10	10	100	283	338	NMRV 025/030	56A4	-	-
18	3.4	185	10	10	100	628	651	NMRV 025/040	56A4	-	-
12	1.1	233	7.5	20	150	248	387	NMRV 025/030	56A4	-	-
12	2.3	255	7.5	20	150	575	745	NMRV 025/040	56A4	-	-
8.8	1.7	332	10	20	200	575	784	NMRV 025/040	56A4	-	-
7.0	1.4	391	10	25	250	540	784	NMRV 025/040	56A4	-	-
5.8	1.5	426	10	30	300	646	784	NMRV 025/040	56A4	-	-
4.4	1.0	600	20	20	400	575	784	NMRV 025/040	56A4	-	-

0.12 HP

Output Speed RPM	Service Factor sf	Output Torque in-lbs	Ratio Stage 1	Ratio Stage 2	Total Ratio i	Maximum Torque in-lbs	OHL Output Shaft lbs	Gearmotor		Gear Reducer	
								Reducer	Motor	Reducer	NEMA C-face
18	1.0	271	10	10	100	283	338	NMRV 025/030	56B4	-	-
18	2.3	278	10	10	100	628	651	NMRV 025/040	56B4	-	-
12	1.5	382	7.5	20	150	575	745	NMRV 025/040	56B4	-	-
8.8	1.2	498	10	20	200	575	784	NMRV 025/040	56B4	-	-
5.8	1.0	638	10	30	300	646	784	NMRV 025/040	56B4	-	-

0.16 HP

Output Speed RPM	Service Factor sf	Output Torque in-lbs	Ratio Stage 1	Ratio Stage 2	Total Ratio i	Maximum Torque in-lbs	OHL Output Shaft lbs	Gearmotor		Gear Reducer	
								Reducer	Motor	Reducer	NEMA C-face
18	1.7	370	10	10	100	628	651	NMRV 025/040	56C4	-	-
12	1.1	510	7.5	20	150	575	745	NMRV 025/040	56C4	-	-
18	1.8	359	10	10	100	628	784	NMRV030/040	63A4	NMRV030/040	48C
18	3.2	377	10	10	100	1212	1076	NMRV040/050	63A4	NMRV040/050	56C
18	3.3	368	10	10	100	1212	1076	NMRV030/050	63A4	NMRV030/050	48C
18	3.3	373	10	10	100	1248	1407	NMRV-P030/063	63A4	NMRV-P030/063	48C
12	1.3	509	10	15	150	637	785	NMRV030/040	63A4	NMRV030/040	48C
12	2.3	522	10	15	150	1194	1088	NMRV040/050	63A4	NMRV040/050	56C
12	2.3	509	10	15	150	1194	1088	NMRV030/050	63A4	NMRV030/050	48C
12	3.3	521	10	15	150	1745	1410	NMRV-P030/063	63A4	NMRV-P030/063	48C
8.8	1.6	656	10	20	200	1062	1088	NMRV040/050	63A4	NMRV040/050	56C
8.8	1.7	641	10	20	200	1062	1088	NMRV030/050	63A4	NMRV030/050	48C
8.8	3.3	669	10	20	200	2239	1410	NMRV-P040/063	63A4	NMRV-P040/063	56C
8.8	3.3	654	10	20	200	2187	1410	NMRV-P030/063	63A4	NMRV-P030/063	48C
7.0	1.3	771	10	25	250	973	1088	NMRV040/050	63A4	NMRV040/050	56C
7.0	1.3	753	10	25	250	973	1088	NMRV030/050	63A4	NMRV030/050	48C
7.0	2.6	800	10	25	250	2044	1410	NMRV-P040/063	63A4	NMRV-P040/063	56C
7.0	2.6	781	10	25	250	2044	1410	NMRV-P030/063	63A4	NMRV-P030/063	48C
7.0	4.1	825	10	25	250	3359	1659	NMRV-P040/075	63A4	NMRV-P040/075	56C
5.8	1.5	852	10	30	300	1283	1088	NMRV040/050	63A4	NMRV040/050	56C
5.8	1.5	832	10	30	300	1283	1088	NMRV030/050	63A4	NMRV030/050	48C

0.16 HP

Output Speed RPM	Service Factor sf	Output Torque in-lbs	Ratio Stage 1	Ratio Stage 2	Total Ratio i	Maximum Torque in-lbs	OHL Output Shaft lbs	Gearmotor		Gear Reducer	
								Reducer	Motor	Reducer	NEMA C-face
5.8	2.9	872	10	30	300	2531	1410	NMRV-P040/063	63A4	NMRV-P040/063	56C
5.8	2.8	794	7.5	40	300	2259	1410	NMRV-P030/063	63A4	NMRV-P030/063	48C
5.8	4.3	916	10	30	300	3970	1659	NMRV-P040/075	63A4	NMRV-P040/075	56C
4.4	1.1	1019	10	40	400	1097	1088	NMRV040/050	63A4	NMRV040/050	56C
4.4	1.1	995	10	40	400	1097	1088	NMRV030/050	63A4	NMRV030/050	48C
4.4	2.1	1058	10	40	400	2259	1410	NMRV-P040/063	63A4	NMRV-P040/063	56C
4.4	2.2	1033	10	40	400	2259	1410	NMRV-P030/063	63A4	NMRV-P030/063	48C
4.4	3.3	1123	10	40	400	3664	1659	NMRV-P040/075	63A4	NMRV-P040/075	56C
4.4	4.5	1210	10	40	400	5399	1839	NMRV-P050/090	-	NMRV-P050/090	56C
3.5	1.4	1487	20	25	500	2044	1410	NMRV-P040/063	63A4	NMRV-P040/063	56C
3.5	1.7	1204	10	50	500	2103	1410	NMRV-P030/063	63A4	NMRV-P030/063	48C
3.5	2.6	1274	10	50	500	3257	1659	NMRV-P040/075	63A4	NMRV-P040/075	56C
3.5	3.1	1629	20	25	500	5045	1839	NMRV-P050/090	-	NMRV-P050/090	56C
3.5	3.6	1372	10	50	500	4956	1839	NMRV-P040/090	63A4	NMRV-P040/090	56C
2.9	1.6	1621	20	30	600	2531	1410	NMRV-P040/063	63A4	NMRV-P040/063	56C
2.9	1.7	1518	20	30	600	2531	1410	NMRV-P030/063	63A4	NMRV-P030/063	48C
2.9	2.3	1703	20	30	600	3970	1659	NMRV-P040/075	63A4	NMRV-P040/075	56C
2.9	3.5	1785	20	30	600	6196	1839	NMRV-P040/090	63A4	NMRV-P040/090	56C
2.9	3.4	1807	20	30	600	6196	1839	NMRV-P050/090	-	NMRV-P050/090	56C
2.3	1.3	1949	25	30	750	2531	1410	NMRV-P040/063	63A4	NMRV-P040/063	56C
2.3	1.4	1769	25	30	750	2531	1410	NMRV-P030/063	63A4	NMRV-P030/063	48C
2.3	1.9	2048	25	30	750	3970	1659	NMRV-P040/075	63A4	NMRV-P040/075	56C
2.3	2.9	2146	25	30	750	6196	1839	NMRV-P040/090	63A4	NMRV-P040/090	56C
2.3	2.8	2174	25	30	750	6196	1839	NMRV-P050/090	-	NMRV-P050/090	56C
1.9	1.2	2031	30	30	900	2531	1410	NMRV-P030/063	63A4	NMRV-P030/063	48C
1.9	1.7	2295	30	30	900	3970	1659	NMRV-P040/075	63A4	NMRV-P040/075	56C
1.9	2.6	2406	30	30	900	6196	1839	NMRV-P040/090	63A4	NMRV-P040/090	56C
1.9	2.5	2474	30	30	900	6196	1839	NMRV-P050/090	-	NMRV-P050/090	56C
1.9	4.4	2557	30	30	900	11196	2320	NMRV-P063/110	-	NMRV-P063/110	56C
1.9	1.2	2185	30	30	900	2531	1410	NMRV-P040/063	63A4	NMRV-P040/063	56C
1.5	1.0	2462	40	30	1200	2531	1410	NMRV-P030/063	63A4	NMRV-P030/063	48C
1.5	1.4	2845	40	30	1200	3970	1659	NMRV-P040/075	63A4	NMRV-P040/075	56C
1.5	2.0	3072	40	30	1200	6196	1839	NMRV-P050/090	-	NMRV-P050/090	56C
1.5	2.1	2982	40	30	1200	6196	1839	NMRV-P040/090	63A4	NMRV-P040/090	56C
1.5	3.5	3240	40	30	1200	11196	2320	NMRV-P063/110	-	NMRV-P063/110	56C
1.5	3.7	3057	40	30	1200	11196	2320	NMRV-P050/110	-	NMRV-P050/110	56C
1.2	1.2	3395	50	30	1500	3970	1659	NMRV-P040/075	63A4	NMRV-P040/075	56C
1.2	1.7	3614	50	30	1500	6196	1839	NMRV-P050/090	-	NMRV-P050/090	56C
1.2	1.7	3558	50	30	1500	6196	1839	NMRV-P040/090	63A4	NMRV-P040/090	56C
1.2	2.9	3825	50	30	1500	11196	2320	NMRV-P063/110	-	NMRV-P063/110	56C
1.2	3.1	3596	50	30	1500	11196	2320	NMRV-P050/110	63A4	NMRV-P050/110	56C
1.2	4.0	3884	50	30	1500	15578	3035	NMRV-P063/130	-	NMRV-P063/130	56C
1.0	1.0	3815	60	30	1800	3970	1659	NMRV-P040/075	63A4	NMRV-P040/075	56C
1.0	1.5	4066	60	30	1800	6196	1839	NMRV-P050/090	-	NMRV-P050/090	56C
1.0	1.5	3998	60	30	1800	6196	1839	NMRV-P040/090	63A4	NMRV-P040/090	56C
1.0	2.6	4334	60	30	1800	11196	2320	NMRV-P063/110	-	NMRV-P063/110	56C
1.0	2.8	4045	60	30	1800	11196	2320	NMRV-P050/110	63A4	NMRV-P050/110	56C
1.0	3.5	4401	60	30	1800	15578	3035	NMRV-P063/130	-	NMRV-P063/130	56C
1.0	3.9	4735	60	30	1800	18587	4047	NMRV-P063/150	-	NMRV-P063/150	56C
0.7	1.1	5007	60	40	2400	5399	1839	NMRV-P050/090	63A4	NMRV-P050/090	56C
0.7	1.1	4923	60	40	2400	5399	1839	NMRV-P040/090	63A4	NMRV-P040/090	56C
0.7	1.9	5601	60	40	2400	10488	2320	NMRV-P063/110	-	NMRV-P063/110	56C
0.7	2.0	5228	60	40	2400	10488	2320	NMRV-P050/110	63A4	NMRV-P050/110	56C
0.7	2.6	5601	60	40	2400	14603	3035	NMRV-P063/130	-	NMRV-P063/130	56C

0.16 HP

Output Speed RPM	Service Factor sf	Output Torque in-lbs	Ratio Stage 1	Ratio Stage 2	Total Ratio i	Maximum Torque in-lbs	OHL Output Shaft lbs	Gearmotor		Gear Reducer	
								Reducer	Motor	Reducer	NEMA C-face
0.7	4.2	5690	60	40	2400	23631	4047	NMRV-P063/150	-	NMRV-P063/150	56C
0.6	1.5	6705	60	50	3000	9736	2320	NMRV-P063/110	-	NMRV-P063/110	56C
0.6	1.6	6258	60	50	3000	9736	2320	NMRV-P050/110	63A4	NMRV-P050/110	56C
0.6	2.1	6668	60	50	3000	13719	3035	NMRV-P063/130	-	NMRV-P063/130	56C
0.6	3.1	6668	60	50	3000	20622	4047	NMRV-P063/150	-	NMRV-P063/150	56C
0.4	1.3	7510	80	50	4000	9736	2320	NMRV-P050/110	-	NMRV-P050/110	56C
0.4	1.2	8254	80	50	4000	9736	2320	NMRV-P063/110	-	NMRV-P063/110	56C
0.4	1.7	8208	80	50	4000	13719	3035	NMRV-P063/130	-	NMRV-P063/130	56C
0.4	2.5	8208	80	50	4000	20622	4047	NMRV-P063/150	-	NMRV-P063/150	56C
0.4	1.1	8692	100	50	5000	9736	2320	NMRV-P050/110	-	NMRV-P050/110	56C
0.4	1.0	9301	100	50	5000	9736	2320	NMRV-P063/110	-	NMRV-P063/110	56C
0.4	1.5	9249	100	50	5000	13719	3035	NMRV-P063/130	-	NMRV-P063/130	56C
0.4	2.2	9249	100	50	5000	20622	4047	NMRV-P063/150	-	NMRV-P063/150	56C

0.25 HP

Output Speed RPM	Service Factor sf	Output Torque in-lbs	Ratio Stage 1	Ratio Stage 2	Total Ratio i	Maximum Torque in-lbs	OHL Output Shaft lbs	Gearmotor		Gear Reducer	
								Reducer	Motor	Reducer	NEMA C-face
18	1.1	561	10	10	100	628	784	NMRV030/040	63B4	NMRV030/040	48C
18	2.1	589	10	10	100	1212	1076	NMRV040/050	63B4	NMRV040/050	56C
18	2.1	575	10	10	100	1212	1076	NMRV030/050	63B4	NMRV030/050	48C
18	4.1	597	10	10	100	2434	1407	NMRV-P040/063	63B4	NMRV-P040/063	56C
18	2.1	583	10	10	100	1248	1407	NMRV-P030/063	63B4	NMRV-P030/063	48C
12	1.5	815	10	15	150	1194	1088	NMRV040/050	63B4	NMRV040/050	56C
12	1.5	796	10	15	150	1194	1088	NMRV030/050	63B4	NMRV030/050	48C
12	2.9	834	10	15	150	2404	1410	NMRV-P040/063	63B4	NMRV-P040/063	56C
12	2.1	815	10	15	150	1745	1410	NMRV-P030/063	63B4	NMRV-P030/063	48C
12	4.4	857	10	15	150	3766	1659	NMRV-P040/075	63B4	NMRV-P040/075	56C
8.8	1.0	1026	10	20	200	1062	1088	NMRV040/050	63B4	NMRV040/050	56C
8.8	1.1	1001	10	20	200	1062	1088	NMRV030/050	63B4	NMRV030/050	48C
8.8	2.1	1046	10	20	200	2239	1410	NMRV-P040/063	63B4	NMRV-P040/063	56C
8.8	2.1	1021	10	20	200	2187	1410	NMRV-P030/063	63B4	NMRV-P030/063	48C
8.8	3.5	1077	10	20	200	3716	1659	NMRV-P040/075	63B4	NMRV-P040/075	56C
7.0	1.6	1250	10	25	250	2044	1410	NMRV-P040/063	63B4	NMRV-P040/063	56C
7.0	1.7	1221	10	25	250	2044	1410	NMRV-P030/063	63B4	NMRV-P030/063	48C
7.0	2.6	1288	10	25	250	3359	1659	NMRV-P040/075	63B4	NMRV-P040/075	56C
7.0	3.6	1384	10	25	250	5045	1839	NMRV-P050/090	-	NMRV-P050/090	56C
7.0	3.7	1352	10	25	250	5045	1839	NMRV-P040/090	63B4	NMRV-P040/090	56C
5.8	1.9	1362	10	30	300	2531	1410	NMRV-P040/063	63B4	NMRV-P040/063	56C
5.8	1.8	1240	7.5	40	300	2259	1410	NMRV-P030/063	63B4	NMRV-P030/063	48C
5.8	2.8	1431	10	30	300	3970	1659	NMRV-P040/075	63B4	NMRV-P040/075	56C
5.8	4.1	1500	10	30	300	6196	1839	NMRV-P040/090	63B4	NMRV-P040/090	56C
5.8	4.0	1535	10	30	300	6196	1839	NMRV-P050/090	-	NMRV-P050/090	56C
4.4	1.4	1653	10	40	400	2259	1410	NMRV-P040/063	63B4	NMRV-P040/063	56C
4.4	1.4	1614	10	40	400	2259	1410	NMRV-P030/063	63B4	NMRV-P030/063	48C
4.4	2.1	1755	10	40	400	3664	1659	NMRV-P040/075	63B4	NMRV-P040/075	56C
4.4	2.9	1891	10	40	400	5399	1839	NMRV-P050/090	-	NMRV-P050/090	56C
4.4	2.9	1847	10	40	400	5399	1839	NMRV-P040/090	63B4	NMRV-P040/090	56C
3.5	1.1	1881	10	50	500	2103	1410	NMRV-P030/063	63B4	NMRV-P030/063	48C
3.5	1.6	1990	10	50	500	3257	1659	NMRV-P040/075	63B4	NMRV-P040/075	56C

0.25 HP

Output Speed RPM	Service Factor sf	Output Torque in-lbs	Ratio Stage 1	Ratio Stage 2	Total Ratio i	Maximum Torque in-lbs	OHL Output Shaft lbs	Gearmotor		Gear Reducer	
								Reducer	Motor	Reducer	NEMA C-face
3.5	2.0	2545	20	25	500	5045	1839	NMRV-P050/090	-	NMRV-P050/090	56C
3.5	2.3	2143	10	50	500	4956	1839	NMRV-P040/090	63B4	NMRV-P040/090	56C
3.5	3.8	2741	20	25	500	10382	2320	NMRV-P063/110	-	NMRV-P063/110	56C
3.5	3.9	2653	20	25	500	10382	2320	NMRV-P050/110	-	NMRV-P050/110	56C
2.9	1.1	2372	20	30	600	2531	1410	NMRV-P030/063	63B4	NMRV-P030/063	48C
2.9	1.5	2660	20	30	600	3970	1659	NMRV-P040/075	63B4	NMRV-P040/075	56C
2.9	2.2	2788	20	30	600	6196	1839	NMRV-P040/090	63B4	NMRV-P040/090	56C
2.9	2.2	2824	20	30	600	6196	1839	NMRV-P050/090	-	NMRV-P050/090	56C
2.9	4.0	2809	20	30	600	11196	2320	NMRV-P050/110	-	NMRV-P050/110	56C
2.9	3.9	2902	20	30	600	11196	2320	NMRV-P063/110	-	NMRV-P063/110	56C
2.3	1.2	3199	25	30	750	3970	1659	NMRV-P040/075	63B4	NMRV-P040/075	56C
2.3	1.8	3353	25	30	750	6196	1839	NMRV-P040/090	63B4	NMRV-P040/090	56C
2.3	1.8	3397	25	30	750	6196	1839	NMRV-P050/090	-	NMRV-P050/090	56C
2.3	3.2	3505	25	30	750	11196	2320	NMRV-P063/110	-	NMRV-P063/110	56C
2.3	3.3	3380	25	30	750	11196	2320	NMRV-P050/110	-	NMRV-P050/110	56C
2.3	4.4	3559	25	30	750	15578	3035	NMRV-P063/130	-	NMRV-P063/130	56C
1.9	1.1	3587	30	30	900	3970	1659	NMRV-P040/075	63B4	NMRV-P040/075	56C
1.9	1.6	3759	30	30	900	6196	1839	NMRV-P040/090	63B4	NMRV-P040/090	56C
1.9	1.6	3865	30	30	900	6196	1839	NMRV-P050/090	-	NMRV-P050/090	56C
1.9	2.8	3996	30	30	900	11196	2320	NMRV-P063/110	-	NMRV-P063/110	56C
1.9	2.9	3845	30	30	900	11196	2320	NMRV-P050/110	-	NMRV-P050/110	56C
1.9	3.8	4057	30	30	900	15578	3035	NMRV-P063/130	-	NMRV-P063/130	56C
1.9	4.3	4365	30	30	900	18587	4047	NMRV-P063/150	-	NMRV-P063/150	56C
1.5	1.3	4800	40	30	1200	6196	1839	NMRV-P050/090	-	NMRV-P050/090	56C
1.5	1.3	4659	40	30	1200	6196	1839	NMRV-P040/090	63B4	NMRV-P040/090	56C
1.5	2.2	5062	40	30	1200	11196	2320	NMRV-P063/110	-	NMRV-P063/110	56C
1.5	2.3	4776	40	30	1200	11196	2320	NMRV-P050/110	-	NMRV-P050/110	56C
1.5	3.0	5140	40	30	1200	15578	3035	NMRV-P063/130	-	NMRV-P063/130	56C
1.2	1.9	5976	50	30	1500	11196	2320	NMRV-P063/110	-	NMRV-P063/110	56C
1.2	2.0	5619	50	30	1500	11196	2320	NMRV-P050/110	63B4	NMRV-P050/110	56C
1.2	2.6	6068	50	30	1500	15578	3035	NMRV-P063/130	-	NMRV-P063/130	56C
1.2	1.1	5559	50	30	1500	6196	1839	NMRV-P040/090	63B4	NMRV-P040/090	56C
1.2	1.1	5647	50	30	1500	6196	1839	NMRV-P050/090	63B4	NMRV-P050/090	56C
1.0	1.7	6773	60	30	1800	11196	2320	NMRV-P063/110	-	NMRV-P063/110	56C
1.0	1.8	6321	60	30	1800	11196	2320	NMRV-P050/110	63B4	NMRV-P050/110	56C
1.0	2.3	6877	60	30	1800	15578	3035	NMRV-P063/130	-	NMRV-P063/130	56C
1.0	2.5	7398	60	30	1800	18587	4047	NMRV-P063/150	-	NMRV-P063/150	56C
0.7	1.2	8752	60	40	2400	10488	2320	NMRV-P063/110	-	NMRV-P063/110	56C
0.7	1.3	8169	60	40	2400	10488	2320	NMRV-P050/110	63B4	NMRV-P050/110	56C
0.7	1.7	8752	60	40	2400	14603	3035	NMRV-P063/130	-	NMRV-P063/130	56C
0.7	2.7	8891	60	40	2400	23631	4047	NMRV-P063/150	-	NMRV-P063/150	56C
0.6	1.3	10419	60	50	3000	13719	3035	NMRV-P063/130	-	NMRV-P063/130	56C
0.6	2.0	10419	60	50	3000	20622	4047	NMRV-P063/150	-	NMRV-P063/150	56C
0.4	1.6	12826	80	50	4000	20622	4047	NMRV-P063/150	-	NMRV-P063/150	56C
0.4	1.1	12826	80	50	4000	13719	3035	NMRV-P063/130	-	NMRV-P063/130	56C
0.4	1.4	14452	100	50	5000	20622	4047	NMRV-P063/150	-	NMRV-P063/150	56C

0.33 HP

Output Speed RPM	Service Factor sf	Output Torque in-lbs	Ratio Stage 1	Ratio Stage 2	Total Ratio i	Maximum Torque in-lbs	OHL Output Shaft lbs	Gearmotor		Gear Reducer	
								Reducer	Motor	Reducer	NEMA C-face
18	1.6	778	10	10	100	1212	1076	NMRV040/050	63D4 / 71A4	NMRV040/050	56C
18	1.6	760	10	10	100	1212	1076	NMRV030/050	63D4	NMRV030/050	48C
18	3.1	788	10	10	100	2434	1407	NMRV-P040/063	63D4 / 71A4	NMRV-P040/063	56C
18	1.6	769	10	10	100	1248	1407	NMRV-P030/063	63D4	NMRV-P030/063	48C
18	3.7	818	10	10	100	2998	1838	NMRV-P040/090	63D4 / 71A4	NMRV-P040/090	56C
18	3.7	798	10	10	100	2924	1659	NMRV-P040/075	63D4 / 71A4	NMRV-P040/075	56C
12	1.1	1076	10	15	150	1194	1088	NMRV040/050	63D4 / 71A4	NMRV040/050	56C
12	1.1	1051	10	15	150	1194	1088	NMRV030/050	63D4	NMRV030/050	48C
12	2.2	1101	10	15	150	2404	1410	NMRV-P040/063	63D4 / 71A4	NMRV-P040/063	56C
12	1.6	1075	10	15	150	1745	1410	NMRV-P030/063	63D4	NMRV-P030/063	48C
12	3.3	1132	10	15	150	3766	1659	NMRV-P040/075	63D4 / 71A4	NMRV-P040/075	56C
12	3.7	1162	10	15	150	4256	1839	NMRV-P040/090	63D4 / 71A4	NMRV-P040/090	56C
8.8	1.6	1381	10	20	200	2239	1410	NMRV-P040/063	63D4 / 71A4	NMRV-P040/063	56C
8.8	1.6	1348	10	20	200	2187	1410	NMRV-P030/063	63D4	NMRV-P030/063	48C
8.8	2.6	1421	10	20	200	3716	1659	NMRV-P040/075	63D4 / 71A4	NMRV-P040/075	56C
8.8	3.5	1524	10	20	200	5399	1839	NMRV-P050/090	71A4	NMRV-P050/090	56C
8.8	3.6	1488	10	20	200	5399	1839	NMRV-P040/090	63D4 / 71A4	NMRV-P040/090	56C
7.0	1.2	1650	10	25	250	2044	1410	NMRV-P040/063	63D4 / 71A4	NMRV-P040/063	56C
7.0	1.3	1611	10	25	250	2044	1410	NMRV-P030/063	63D4	NMRV-P030/063	48C
7.0	2.0	1701	10	25	250	3359	1659	NMRV-P040/075	63D4 / 71A4	NMRV-P040/075	56C
7.0	2.8	1827	10	25	250	5045	1839	NMRV-P050/090	71A4	NMRV-P050/090	56C
7.0	2.8	1785	10	25	250	5045	1839	NMRV-P040/090	63D4 / 71A4	NMRV-P040/090	56C
5.8	1.4	1798	10	30	300	2531	1410	NMRV-P040/063	63D4 / 71A4	NMRV-P040/063	56C
5.8	1.4	1637	7.5	40	300	2259	1410	NMRV-P030/063	63D4	NMRV-P030/063	48C
5.8	2.1	1889	10	30	300	3970	1659	NMRV-P040/075	63D4 / 71A4	NMRV-P040/075	56C
5.8	3.1	1980	10	30	300	6196	1839	NMRV-P040/090	63D4 / 71A4	NMRV-P040/090	56C
5.8	3.1	2027	10	30	300	6196	1839	NMRV-P050/090	71A4	NMRV-P050/090	56C
4.4	1.0	2182	10	40	400	2259	1410	NMRV-P040/063	63D4 / 71A4	NMRV-P040/063	56C
4.4	1.1	2131	10	40	400	2259	1410	NMRV-P030/063	63D4	NMRV-P030/063	48C
4.4	1.6	2317	10	40	400	3664	1659	NMRV-P040/075	63D4 / 71A4	NMRV-P040/075	56C
4.4	2.2	2496	10	40	400	5399	1839	NMRV-P050/090	71A4	NMRV-P050/090	56C
4.4	2.2	2438	10	40	400	5399	1839	NMRV-P040/090	63D4 / 71A4	NMRV-P040/090	56C
4.4	4.0	2619	10	40	400	10488	2320	NMRV-P063/110	71A4	NMRV-P063/110	56C
4.4	4.0	2606	10	40	400	10488	2320	NMRV-P050/110	71A4	NMRV-P050/110	56C
3.5	1.2	2627	10	50	500	3257	1659	NMRV-P040/075	63D4 / 71A4	NMRV-P040/075	56C
3.5	1.5	3360	20	25	500	5045	1839	NMRV-P050/090	71A4	NMRV-P050/090	56C
3.5	1.8	2829	10	50	500	4956	1839	NMRV-P040/090	63D4 / 71A4	NMRV-P040/090	56C
3.5	2.9	3618	20	25	500	10382	2320	NMRV-P063/110	71A4	NMRV-P063/110	56C
3.5	3.0	3502	20	25	500	10382	2320	NMRV-P050/110	71A4	NMRV-P050/110	56C
3.5	4.4	3117	10	50	500	13719	3035	NMRV-P063/130	71A4	NMRV-P063/130	56C
2.9	1.1	3512	20	30	600	3970	1659	NMRV-P040/075	63D4 / 71A4	NMRV-P040/075	56C
2.9	1.7	3681	20	30	600	6196	1839	NMRV-P040/090	63D4 / 71A4	NMRV-P040/090	56C
2.9	1.7	3727	20	30	600	6196	1839	NMRV-P050/090	71A4	NMRV-P050/090	56C
2.9	3.0	3708	20	30	600	11196	2320	NMRV-P050/110	71A4	NMRV-P050/110	56C
2.9	2.9	3831	20	30	600	11196	2320	NMRV-P063/110	71A4	NMRV-P063/110	56C
2.9	4.0	3890	20	30	600	15578	3035	NMRV-P063/130	71A4	NMRV-P063/130	56C
2.3	1.4	4426	25	30	750	6196	1839	NMRV-P040/090	63D4 / 71A4	NMRV-P040/090	56C
2.3	1.4	4484	25	30	750	6196	1839	NMRV-P050/090	71A4	NMRV-P050/090	56C
2.3	2.4	4627	25	30	750	11196	2320	NMRV-P063/110	71A4	NMRV-P063/110	56C
2.3	2.5	4462	25	30	750	11196	2320	NMRV-P050/110	71A4	NMRV-P050/110	56C
2.3	3.3	4698	25	30	750	15578	3035	NMRV-P063/130	71A4	NMRV-P063/130	56C
1.9	1.2	4962	30	30	900	6196	1839	NMRV-P040/090	63D4 / 71A4	NMRV-P040/090	56C
1.9	1.2	5102	30	30	900	6196	1839	NMRV-P050/090	71A4	NMRV-P050/090	56C
1.9	2.1	5274	30	30	900	11196	2320	NMRV-P063/110	71A4	NMRV-P063/110	56C

0.33 HP

Output Speed RPM	Service Factor sf	Output Torque in-lbs	Ratio Stage 1	Ratio Stage 2	Total Ratio i	Maximum Torque in-lbs	OHL Output Shaft lbs	Gearmotor		Gear Reducer	
								Reducer	Motor	Reducer	NEMA C-face
1.9	2.2	5076	30	30	900	11196	2320	NMRV-P050/110	71A4	NMRV-P050/110	56C
1.9	2.9	5356	30	30	900	15578	3035	NMRV-P063/130	71A4	NMRV-P063/130	56C
1.9	3.2	5761	30	30	900	18587	4047	NMRV-P063/150	71A4	NMRV-P063/150	56C
1.5	1.0	6150	40	30	1200	6196	1839	NMRV-P040/090	63D4 / 71A4	NMRV-P040/090	56C
1.5	1.7	6682	40	30	1200	11196	2320	NMRV-P063/110	71A4	NMRV-P063/110	56C
1.5	1.8	6304	40	30	1200	11196	2320	NMRV-P050/110	63D4 / 71A4	NMRV-P050/110	56C
1.5	2.3	6784	40	30	1200	15578	3035	NMRV-P063/130	71A4	NMRV-P063/130	56C
1.5	3.4	6924	30	40	1200	23631	4047	NMRV-P063/150	71A4	NMRV-P063/150	56C
1.2	1.4	7888	50	30	1500	11196	2320	NMRV-P063/110	71A4	NMRV-P063/110	56C
1.2	1.5	7417	50	30	1500	11196	2320	NMRV-P050/110	63D4 / 71A4	NMRV-P050/110	56C
1.2	1.9	8010	50	30	1500	15578	3035	NMRV-P063/130	71A4	NMRV-P063/130	56C
1.0	1.3	8344	60	30	1800	11196	2320	NMRV-P050/110	63D4 / 71A4	NMRV-P050/110	56C
1.0	1.3	8940	60	30	1800	11196	2320	NMRV-P063/110	71A4	NMRV-P063/110	56C
1.0	1.7	9077	60	30	1800	15578	3035	NMRV-P063/130	71A4	NMRV-P063/130	56C
1.0	1.9	9765	60	30	1800	18587	4047	NMRV-P063/150	71A4	NMRV-P063/150	56C
0.7	1.3	11553	60	40	2400	14603	3035	NMRV-P063/130	71A4	NMRV-P063/130	56C
0.7	2.0	11736	60	40	2400	23631	4047	NMRV-P063/150	71A4	NMRV-P063/150	56C
0.6	1.5	13753	60	50	3000	20622	4047	NMRV-P063/150	71A4	NMRV-P063/150	56C
0.4	1.2	16930	80	50	4000	20622	4047	NMRV-P063/150	71A4	NMRV-P063/150	56C
0.4	1.1	19077	100	50	5000	20622	4047	NMRV-P063/150	71A4	NMRV-P063/150	56C

0.5 HP

Output Speed RPM	Service Factor sf	Output Torque in-lbs	Ratio Stage 1	Ratio Stage 2	Total Ratio i	Maximum Torque in-lbs	OHL Output Shaft lbs	Gearmotor		Gear Reducer	
								Reducer	Motor	Reducer	NEMA C-face
18	1.0	1179	10	10	100	1212	1076	NMRV040/050	71B4	NMRV040/050	56C
18	2.0	1194	10	10	100	2434	1407	NMRV-P040/063	71B4	NMRV-P040/063	56C
18	2.4	1209	10	10	100	2924	1659	NMRV-P040/075	71B4	NMRV-P040/075	56C
18	2.4	1240	10	10	100	2998	1838	NMRV-P040/090	71B4	NMRV-P040/090	56C
18	4.1	1269	10	10	100	5222	1838	NMRV-P050/090	71B4	NMRV-P050/090	56C
18	4.2	1269	10	10	100	5380	2320	NMRV-P050/110	71B4	NMRV-P050/110	56C
12	1.4	1668	10	15	150	2404	1410	NMRV-P040/063	71B4	NMRV-P040/063	56C
12	2.2	1714	10	15	150	3766	1659	NMRV-P040/075	71B4	NMRV-P040/075	56C
12	3.2	1802	10	15	150	5842	1839	NMRV-P050/090	71B4	NMRV-P050/090	56C
12	2.4	1760	10	15	150	4256	1839	NMRV-P040/090	71B4	NMRV-P040/090	56C
12	4.2	1825	10	15	150	7738	2320	NMRV-P050/110	71B4	NMRV-P050/110	56C
8.8	1.1	2092	10	20	200	2239	1410	NMRV-P040/063	71B4	NMRV-P040/063	56C
8.8	1.7	2153	10	20	200	3716	1659	NMRV-P040/075	71B4	NMRV-P040/075	56C
8.8	2.3	2308	10	20	200	5399	1839	NMRV-P050/090	71B4	NMRV-P050/090	56C
8.8	2.4	2255	10	20	200	5399	1839	NMRV-P040/090	71B4	NMRV-P040/090	56C
8.8	4.2	2383	10	20	200	10081	2320	NMRV-P063/110	71B4	NMRV-P063/110	56C
8.8	4.2	2371	10	20	200	10052	2320	NMRV-P050/110	71B4	NMRV-P050/110	56C
7.0	1.3	2577	10	25	250	3359	1659	NMRV-P040/075	71B4	NMRV-P040/075	56C
7.0	1.8	2768	10	25	250	5045	1839	NMRV-P050/090	71B4	NMRV-P050/090	56C
7.0	1.9	2704	10	25	250	5045	1839	NMRV-P040/090	71B4	NMRV-P040/090	56C
7.0	3.6	2900	10	25	250	10382	2320	NMRV-P063/110	71B4	NMRV-P063/110	56C
7.0	3.6	2885	10	25	250	10382	2320	NMRV-P050/110	71B4	NMRV-P050/110	56C
5.8	1.4	2862	10	30	300	3970	1659	NMRV-P040/075	71B4	NMRV-P040/075	56C
5.8	2.1	3000	10	30	300	6196	1839	NMRV-P040/090	71B4	NMRV-P040/090	56C
5.8	2.0	3071	10	30	300	6196	1839	NMRV-P050/090	71B4	NMRV-P050/090	56C

0.5 HP

Output Speed RPM	Service Factor sf	Output Torque in-lbs	Ratio Stage 1	Ratio Stage 2	Total Ratio i	Maximum Torque in-lbs	OHL Output Shaft lbs	Gearmotor		Gear Reducer	
								Reducer	Motor	Reducer	NEMA C-face
5.8	3.6	3070	10	30	300	11196	2320	NMRV-P063/110	71B4	NMRV-P063/110	56C
5.8	3.7	3055	10	30	300	11196	2320	NMRV-P050/110	71B4	NMRV-P050/110	56C
4.4	1.0	3510	10	40	400	3664	1659	NMRV-P040/075	71B4	NMRV-P040/075	56C
4.4	1.4	3781	10	40	400	5399	1839	NMRV-P050/090	71B4	NMRV-P050/090	56C
4.4	1.5	3694	10	40	400	5399	1839	NMRV-P040/090	71B4	NMRV-P040/090	56C
4.4	2.6	3968	10	40	400	10488	2320	NMRV-P063/110	71B4	NMRV-P063/110	56C
4.4	2.7	3948	10	40	400	10488	2320	NMRV-P050/110	71B4	NMRV-P050/110	56C
4.4	3.7	3968	10	40	400	14603	3035	NMRV-P063/130	71B4	NMRV-P063/130	56C
3.5	1.2	4286	10	50	500	4956	1839	NMRV-P040/090	71B4	NMRV-P040/090	56C
3.5	1.9	5482	20	25	500	10382	2320	NMRV-P063/110	71B4	NMRV-P063/110	56C
3.5	2.0	5307	20	25	500	10382	2320	NMRV-P050/110	71B4	NMRV-P050/110	56C
3.5	2.9	4723	10	50	500	13719	3035	NMRV-P063/130	71B4	NMRV-P063/130	56C
3.5	4.4	4723	10	50	500	20622	4047	NMRV-P063/150	71B4	NMRV-P063/150	56C
2.9	1.1	5577	20	30	600	6196	1839	NMRV-P040/090	71B4	NMRV-P040/090	56C
2.9	1.1	5647	20	30	600	6196	1839	NMRV-P050/090	71B4	NMRV-P050/090	56C
2.9	2.0	5619	20	30	600	11196	2320	NMRV-P050/110	71B4	NMRV-P050/110	56C
2.9	1.9	5804	20	30	600	11196	2320	NMRV-P063/110	71B4	NMRV-P063/110	56C
2.9	2.6	5894	20	30	600	15578	3035	NMRV-P063/130	71B4	NMRV-P063/130	56C
2.9	4.0	5853	15	40	600	23631	4047	NMRV-P063/150	71B4	NMRV-P063/150	56C
2.3	1.6	7011	25	30	750	11196	2320	NMRV-P063/110	71B4	NMRV-P063/110	56C
2.3	1.7	6760	25	30	750	11196	2320	NMRV-P050/110	71B4	NMRV-P050/110	56C
2.3	2.2	7119	25	30	750	15578	3035	NMRV-P063/130	71B4	NMRV-P063/130	56C
2.3	3.0	6859	15	50	750	20622	4047	NMRV-P063/150	71B4	NMRV-P063/150	56C
1.9	1.4	7992	30	30	900	11196	2320	NMRV-P063/110	71B4	NMRV-P063/110	56C
1.9	1.5	7691	30	30	900	11196	2320	NMRV-P050/110	71B4	NMRV-P050/110	56C
1.9	1.9	8115	30	30	900	15578	3035	NMRV-P063/130	71B4	NMRV-P063/130	56C
1.9	2.1	8729	30	30	900	18587	4047	NMRV-P063/150	71B4	NMRV-P063/150	56C
1.5	1.1	10124	40	30	1200	11196	2320	NMRV-P063/110	71B4	NMRV-P063/110	56C
1.5	1.2	9552	40	30	1200	11196	2320	NMRV-P050/110	71B4	NMRV-P050/110	56C
1.5	1.5	10279	40	30	1200	15578	3035	NMRV-P063/130	71B4	NMRV-P063/130	56C
1.5	2.3	10491	30	40	1200	23631	4047	NMRV-P063/150	71B4	NMRV-P063/150	56C
1.2	1.3	12136	50	30	1500	15578	3035	NMRV-P063/130	71B4	NMRV-P063/130	56C
1.0	1.1	13753	60	30	1800	15578	3035	NMRV-P063/130	71B4	NMRV-P063/130	56C
1.0	1.3	14795	60	30	1800	18587	4047	NMRV-P063/150	71B4	NMRV-P063/150	56C
0.7	1.3	17782	60	40	2400	23631	4047	NMRV-P063/150	71B4	NMRV-P063/150	56C

0.75 HP

Output Speed RPM	Service Factor sf	Output Torque in-lbs	Ratio Stage 1	Ratio Stage 2	Total Ratio i	Maximum Torque in-lbs	OHL Output Shaft lbs	Gearmotor		Gear Reducer	
								Reducer	Motor	Reducer	NEMA C-face
18	1.4	1791	10	10	100	2434	1407	NMRV-P040/063	71C4	NMRV-P040/063	56C
18	1.6	1814	10	10	100	2924	1659	NMRV-P040/075	71C4	NMRV-P040/075	56C
18	2.7	1904	10	10	100	5222	1838	NMRV-P050/090	71C4 / 80A4	NMRV-P050/090	56C
18	1.6	1860	10	10	100	2998	1838	NMRV-P040/090	71C4	NMRV-P040/090	56C
18	2.8	1904	10	10	100	5380	2320	NMRV-P050/110	71C4 / 80A4	NMRV-P050/110	56C
12	1.5	2572	10	15	150	3766	1659	NMRV-P040/075	71C4	NMRV-P040/075	56C
12	2.2	2703	10	15	150	5842	1839	NMRV-P050/090	71C4 / 80A4	NMRV-P050/090	56C
12	1.6	2641	10	15	150	4256	1839	NMRV-P040/090	71C4	NMRV-P040/090	56C
12	3.8	2751	10	15	150	10585	2320	NMRV-P063/110	71C4 / 80A4	NMRV-P063/110	56C
12	2.8	2738	10	15	150	7738	2320	NMRV-P050/110	71C4 / 80A4	NMRV-P050/110	56C
8.8	1.2	3230	10	20	200	3716	1659	NMRV-P040/075	71C4	NMRV-P040/075	56C

0.75 HP

Output Speed RPM	Service Factor sf	Output Torque in-lbs	Ratio Stage 1	Ratio Stage 2	Total Ratio i	Maximum Torque in-lbs	OHL Output Shaft lbs	Gearmotor		Gear Reducer	
								Reducer	Motor	Reducer	NEMA C-face
8.8	1.6	3463	10	20	200	5399	1839	NMRV-P050/090	71C4 / 80A4	NMRV-P050/090	56C
8.8	1.6	3383	10	20	200	5399	1839	NMRV-P040/090	71C4	NMRV-P040/090	56C
8.8	2.8	3574	10	20	200	10081	2320	NMRV-P063/110	71C4 / 80A4	NMRV-P063/110	56C
8.8	2.8	3557	10	20	200	10052	2320	NMRV-P050/110	71C4 / 80A4	NMRV-P050/110	56C
8.8	4.0	3543	10	20	200	14161	3035	NMRV-P063/130	71C4 / 80A4	NMRV-P063/130	56C
7.0	1.2	4152	10	25	250	5045	1839	NMRV-P050/090	71C4 / 80A4	NMRV-P050/090	56C
7.0	1.2	4056	10	25	250	5045	1839	NMRV-P040/090	71C4	NMRV-P040/090	56C
7.0	2.4	4349	10	25	250	10382	2320	NMRV-P063/110	71C4 / 80A4	NMRV-P063/110	56C
7.0	2.4	4328	10	25	250	10382	2320	NMRV-P050/110	71C4 / 80A4	NMRV-P050/110	56C
7.0	3.1	4310	10	25	250	13542	3035	NMRV-P063/130	71C4 / 80A4	NMRV-P063/130	56C
7.0	4.2	4310	10	25	250	18144	4047	NMRV-P063/150	71C4 / 80A4	NMRV-P063/150	56C
5.8	1.4	4500	10	30	300	6196	1839	NMRV-P040/090	71C4	NMRV-P040/090	56C
5.8	1.3	4606	10	30	300	6196	1839	NMRV-P050/090	71C4 / 80A4	NMRV-P050/090	56C
5.8	2.4	4605	10	30	300	11196	2320	NMRV-P063/110	71C4 / 80A4	NMRV-P063/110	56C
5.8	2.4	4583	10	30	300	11196	2320	NMRV-P050/110	71C4 / 80A4	NMRV-P050/110	56C
5.8	3.3	4676	10	30	300	15578	3035	NMRV-P063/130	71C4 / 80A4	NMRV-P063/130	56C
5.8	3.6	5145	15	20	300	18543	4047	NMRV-P063/150	71C4 / 80A4	NMRV-P063/150	56C
4.4	1.8	5951	10	40	400	10488	2320	NMRV-P063/110	71C4 / 80A4	NMRV-P063/110	56C
4.4	1.8	5922	10	40	400	10488	2320	NMRV-P050/110	71C4 / 80A4	NMRV-P050/110	56C
4.4	2.5	5951	10	40	400	14603	3035	NMRV-P063/130	71C4 / 80A4	NMRV-P063/130	56C
4.4	3.9	6046	10	40	400	23631	4047	NMRV-P063/150	71C4 / 80A4	NMRV-P063/150	56C
3.5	1.3	8223	20	25	500	10382	2320	NMRV-P063/110	71C4 / 80A4	NMRV-P063/110	56C
3.5	1.3	7960	20	25	500	10382	2320	NMRV-P050/110	71C4 / 80A4	NMRV-P050/110	56C
3.5	1.9	7085	10	50	500	13719	3035	NMRV-P063/130	71C4 / 80A4	NMRV-P063/130	56C
3.5	2.9	7085	10	50	500	20622	4047	NMRV-P063/150	71C4 / 80A4	NMRV-P063/150	56C
2.9	1.3	8428	20	30	600	11196	2320	NMRV-P050/110	71C4 / 80A4	NMRV-P050/110	56C
2.9	1.3	8706	20	30	600	11196	2320	NMRV-P063/110	71C4 / 80A4	NMRV-P063/110	56C
2.9	1.8	8840	20	30	600	15578	3035	NMRV-P063/130	71C4 / 80A4	NMRV-P063/130	56C
2.9	2.7	8780	15	40	600	23631	4047	NMRV-P063/150	71C4 / 80A4	NMRV-P063/150	56C
2.3	1.1	10516	25	30	750	11196	2320	NMRV-P063/110	71C4 / 80A4	NMRV-P063/110	56C
2.3	1.1	10140	25	30	750	11196	2320	NMRV-P050/110	71C4 / 80A4	NMRV-P050/110	56C
2.3	1.5	10678	25	30	750	15578	3035	NMRV-P063/130	71C4 / 80A4	NMRV-P063/130	56C
2.3	2.0	10289	15	50	750	20622	4047	NMRV-P063/150	71C4 / 80A4	NMRV-P063/150	56C
1.9	1.3	12172	30	30	900	15578	3035	NMRV-P063/130	71C4 / 80A4	NMRV-P063/130	56C
1.9	1.4	13094	30	30	900	18587	4047	NMRV-P063/150	71C4 / 80A4	NMRV-P063/150	56C
1.5	1.0	15419	40	30	1200	15578	3035	NMRV-P063/130	71C4 / 80A4	NMRV-P063/130	56C
1.5	1.5	15737	30	40	1200	23631	4047	NMRV-P063/150	71C4 / 80A4	NMRV-P063/150	56C

1 HP

Output Speed RPM	Service Factor sf	Output Torque in-lbs	Ratio Stage 1	Ratio Stage 2	Total Ratio i	Maximum Torque in-lbs	OHL Output Shaft lbs	Gearmotor		Gear Reducer	
								Reducer	Motor	Reducer	NEMA C-face
18	1.0	2388	10	10	100	2434	1407	NMRV-P040/063	-	NMRV-P040/063	56C
18	1.2	2419	10	10	100	2924	1659	NMRV-P040/075	-	NMRV-P040/075	56C
18	2.1	2538	10	10	100	5222	1838	NMRV-P050/090	80B4	NMRV-P050/090	56C
18	1.2	2480	10	10	100	2998	1838	NMRV-P040/090	-	NMRV-P040/090	56C
18	3.5	2551	10	10	100	8979	2320	NMRV-P063/110	80B4	NMRV-P063/110	56C / 143/145TC
18	2.1	2538	10	10	100	5380	2320	NMRV-P050/110	80B4	NMRV-P050/110	56C
18	3.5	2551	10	10	100	8979	3035	NMRV-P063/130	80B4	NMRV-P063/130	56C / 143/145TC
12	1.1	3429	10	15	150	3766	1659	NMRV-P040/075	-	NMRV-P040/075	56C
12	1.6	3604	10	15	150	5842	1839	NMRV-P050/090	80B4	NMRV-P050/090	56C

1 HP

Output Speed RPM	Service Factor sf	Output Torque in-lbs	Ratio Stage 1	Ratio Stage 2	Total Ratio i	Maximum Torque in-lbs	OHL Output Shaft lbs	Gearmotor		Gear Reducer	
								Reducer	Motor	Reducer	NEMA C-face
12	1.2	3521	10	15	150	4256	1839	NMRV-P040/090	-	NMRV-P040/090	56C
12	2.9	3669	10	15	150	10585	2320	NMRV-P063/110	80B4	NMRV-P063/110	56C / 143/145TC
12	2.1	3651	10	15	150	7738	2320	NMRV-P050/110	80B4	NMRV-P050/110	56C
12	3.5	3590	10	15	150	12637	3035	NMRV-P063/130	80B4	NMRV-P063/130	56C / 143/145TC
12	4.5	3624	7.5	20	150	16145	4047	NMRV-P063/150	80B4	NMRV-P063/150	56C / 143/145TC
8.8	1.2	4617	10	20	200	5399	1839	NMRV-P050/090	80B4	NMRV-P050/090	56C
8.8	1.2	4511	10	20	200	5399	1839	NMRV-P040/090	-	NMRV-P040/090	56C
8.8	2.1	4765	10	20	200	10081	2320	NMRV-P063/110	80B4	NMRV-P063/110	56C / 143/145TC
8.8	2.1	4742	10	20	200	10052	2320	NMRV-P050/110	80B4	NMRV-P050/110	56C
8.8	3.0	4723	10	20	200	14161	3035	NMRV-P063/130	80B4	NMRV-P063/130	56C / 143/145TC
8.8	3.5	4723	10	20	200	16627	4047	NMRV-P063/150	80B4	NMRV-P063/150	56C / 143/145TC
7.0	1.8	5799	10	25	250	10382	2320	NMRV-P063/110	80B4	NMRV-P063/110	56C / 143/145TC
7.0	1.8	5771	10	25	250	10382	2320	NMRV-P050/110	80B4	NMRV-P050/110	56C
7.0	2.4	5747	10	25	250	13542	3035	NMRV-P063/130	80B4	NMRV-P063/130	56C / 143/145TC
7.0	3.2	5747	10	25	250	18144	4047	NMRV-P063/150	80B4	NMRV-P063/150	56C / 143/145TC
5.8	1.0	6142	10	30	300	6196	1839	NMRV-P050/090	80B4	NMRV-P050/090	56C
5.8	1.0	6000	10	30	300	6196	1839	NMRV-P040/090	-	NMRV-P040/090	56C
5.8	1.8	6140	10	30	300	11196	2320	NMRV-P063/110	80B4	NMRV-P063/110	56C / 143/145TC
5.8	1.8	6110	10	30	300	11196	2320	NMRV-P050/110	80B4	NMRV-P050/110	56C
5.8	2.5	6235	10	30	300	15578	3035	NMRV-P063/130	80B4	NMRV-P063/130	56C / 143/145TC
5.8	2.7	6859	15	20	300	18543	4047	NMRV-P063/150	80B4	NMRV-P063/150	56C / 143/145TC
4.4	1.3	7935	10	40	400	10488	2320	NMRV-P063/110	80B4	NMRV-P063/110	56C / 143/145TC
4.4	1.3	7896	10	40	400	10488	2320	NMRV-P050/110	80B4	NMRV-P050/110	56C
4.4	1.8	7935	10	40	400	14603	3035	NMRV-P063/130	80B4	NMRV-P063/130	56C / 143/145TC
4.4	2.9	8061	10	40	400	23631	4047	NMRV-P063/150	80B4	NMRV-P063/150	56C / 143/145TC
3.5	1.5	9447	10	50	500	13719	3035	NMRV-P063/130	80B4	NMRV-P063/130	56C / 143/145TC
3.5	2.2	9447	10	50	500	20622	4047	NMRV-P063/150	80B4	NMRV-P063/150	56C / 143/145TC
2.9	1.3	11787	20	30	600	15578	3035	NMRV-P063/130	80B4	NMRV-P063/130	56C / 143/145TC
2.9	2.0	11707	15	40	600	23631	4047	NMRV-P063/150	80B4	NMRV-P063/150	56C / 143/145TC
2.3	1.1	14237	25	30	750	15578	3035	NMRV-P063/130	80B4	NMRV-P063/130	56C / 143/145TC
2.3	1.5	13719	15	50	750	20622	4047	NMRV-P063/150	80B4	NMRV-P063/150	56C / 143/145TC
1.9	1.1	17459	30	30	900	18587	4047	NMRV-P063/150	80B4	NMRV-P063/150	56C / 143/145TC
1.5	1.1	20983	30	40	1200	23631	4047	NMRV-P063/150	80B4	NMRV-P063/150	56C / 143/145TC

1.5 HP

Output Speed RPM	Service Factor sf	Output Torque in-lbs	Ratio Stage 1	Ratio Stage 2	Total Ratio i	Maximum Torque in-lbs	OHL Output Shaft lbs	Gearmotor		Gear Reducer	
								Reducer	Motor	Reducer	NEMA C-face
18	1.4	3807	10	10	100	5222	1838	NMRV-P050/090	80D4	NMRV-P050/090	56C
18	2.3	3826	10	10	100	8979	2320	NMRV-P063/110	80D4 / 90S4	NMRV-P063/110	56C / 143/145TC
18	1.4	3807	10	10	100	5380	2320	NMRV-P050/110	80D4	NMRV-P050/110	56C
18	2.3	3826	10	10	100	8979	3035	NMRV-P063/130	80D4 / 90S4	NMRV-P063/130	56C / 143/145TC
12	1.1	5405	10	15	150	5842	1839	NMRV-P050/090	80D4	NMRV-P050/090	56C
12	1.9	5503	10	15	150	10585	2320	NMRV-P063/110	80D4 / 90S4	NMRV-P063/110	56C / 143/145TC
12	1.4	5476	10	15	150	7738	2320	NMRV-P050/110	80D4	NMRV-P050/110	56C
12	2.3	5385	10	15	150	12637	3035	NMRV-P063/130	80D4 / 90S4	NMRV-P063/130	56C / 143/145TC
12	3.0	5435	7.5	20	150	16145	4047	NMRV-P063/150	80D4 / 90S4	NMRV-P063/150	56C / 143/145TC
8.8	1.4	7148	10	20	200	10081	2320	NMRV-P063/110	80D4 / 90S4	NMRV-P063/110	56C / 143/145TC
8.8	1.4	7113	10	20	200	10052	2320	NMRV-P050/110	80D4	NMRV-P050/110	56C
8.8	2.0	7085	10	20	200	14161	3035	NMRV-P063/130	80D4 / 90S4	NMRV-P063/130	56C / 143/145TC
8.8	2.3	7085	10	20	200	16627	4047	NMRV-P063/150	80D4 / 90S4	NMRV-P063/150	56C / 143/145TC

1.5 HP

Output Speed RPM	Service Factor sf	Output Torque in-lbs	Ratio Stage 1	Ratio Stage 2	Total Ratio i	Maximum Torque in-lbs	OHL Output Shaft lbs	Gearmotor		Gear Reducer	
								Reducer	Motor	Reducer	NEMA C-face
7.0	1.2	8699	10	25	250	10382	2320	NMRV-P063/110	80D4 / 90S4	NMRV-P063/110	56C / 143/145TC
7.0	1.2	8656	10	25	250	10382	2320	NMRV-P050/110	80D4	NMRV-P050/110	56C
7.0	1.6	8620	10	25	250	13542	3035	NMRV-P063/130	80D4 / 90S4	NMRV-P063/130	56C / 143/145TC
7.0	2.1	8620	10	25	250	18144	4047	NMRV-P063/150	80D4 / 90S4	NMRV-P063/150	56C / 143/145TC
5.8	1.2	9211	10	30	300	11196	2320	NMRV-P063/110	80D4 / 90S4	NMRV-P063/110	56C / 143/145TC
5.8	1.2	9165	10	30	300	11196	2320	NMRV-P050/110	80D4	NMRV-P050/110	56C
5.8	1.7	9352	10	30	300	15578	3035	NMRV-P063/130	80D4 / 90S4	NMRV-P063/130	56C / 143/145TC
5.8	1.8	10289	15	20	300	18543	4047	NMRV-P063/150	80D4 / 90S4	NMRV-P063/150	56C / 143/145TC
4.4	1.2	11903	10	40	400	14603	3035	NMRV-P063/130	80D4 / 90S4	NMRV-P063/130	56C / 143/145TC
4.4	2.0	12092	10	40	400	23631	4047	NMRV-P063/150	80D4 / 90S4	NMRV-P063/150	56C / 143/145TC
3.5	1.5	14170	10	50	500	20622	4047	NMRV-P063/150	80D4 / 90S4	NMRV-P063/150	56C / 143/145TC
2.9	1.3	17560	15	40	600	23631	4047	NMRV-P063/150	80D4 / 90S4	NMRV-P063/150	56C / 143/145TC
2.3	1.0	20578	15	50	750	20622	4047	NMRV-P063/150	80D4 / 90S4	NMRV-P063/150	56C / 143/145TC

2 HP

Output Speed RPM	Service Factor sf	Output Torque in-lbs	Ratio Stage 1	Ratio Stage 2	Total Ratio i	Maximum Torque in-lbs	OHL Output Shaft lbs	Gearmotor		Gear Reducer	
								Reducer	Motor	Reducer	NEMA C-face
18	1.8	5101	10	10	100	8979	2320	NMRV-P063/110	90L4	NMRV-P063/110	143/145TC
18	1.8	5101	10	10	100	8979	3035	NMRV-P063/130	90L4	NMRV-P063/130	143/145TC
12	1.4	7337	10	15	150	10585	2320	NMRV-P063/110	90L4	NMRV-P063/110	143/145TC
12	1.8	7180	10	15	150	12637	3035	NMRV-P063/130	90L4	NMRV-P063/130	143/145TC
12	2.2	7247	7.5	20	150	16145	4047	NMRV-P063/150	90L4	NMRV-P063/150	143/145TC
8.8	1.1	9531	10	20	200	10081	2320	NMRV-P063/110	90L4	NMRV-P063/110	143/145TC
8.8	1.5	9447	10	20	200	14161	3035	NMRV-P063/130	90L4	NMRV-P063/130	143/145TC
8.8	1.8	9447	10	20	200	16627	4047	NMRV-P063/150	90L4	NMRV-P063/150	143/145TC
7.0	1.2	11494	10	25	250	13542	3035	NMRV-P063/130	90L4	NMRV-P063/130	143/145TC
7.0	1.6	11494	10	25	250	18144	4047	NMRV-P063/150	90L4	NMRV-P063/150	143/145TC
5.8	1.2	12470	10	30	300	15578	3035	NMRV-P063/130	90L4	NMRV-P063/130	143/145TC
5.8	1.4	13719	15	20	300	18543	4047	NMRV-P063/150	90L4	NMRV-P063/150	143/145TC
4.4	1.5	16123	10	40	400	23631	4047	NMRV-P063/150	90L4	NMRV-P063/150	143/145TC
3.5	1.1	18894	10	50	500	20622	4047	NMRV-P063/150	90L4	NMRV-P063/150	143/145TC
2.9	1.0	23413	15	40	600	23631	4047	NMRV-P063/150	90L4	NMRV-P063/150	143/145TC

Double Worm Gear Reducer Ratings - Input Speed 3500 rpm

Maximum Torque in-lbs	Output Speed RPM	Ratio Stage 1	Ratio Stage 2	Total Ratio i	Maximum Power HP	OHL		Gear Reducer	
						Output Shaft lbs	Input Shaft lbs	Motorized Input	Shaft Input
283	35	10	10	100	0.24	268	-	NMRV025/030	-
248	23	7.5	20	150	0.17	307	-	NMRV025/030	-
248	18	10	20	200	0.13	338	-	NMRV025/030	-
301	14	10	25	250	0.14	364	-	NMRV025/030	-
274	12	10	30	300	0.11	387	-	NMRV025/030	-
248	8.8	20	20	400	0.07	411	-	NMRV025/030	-
301	7.0	20	25	500	0.08	411	-	NMRV025/030	-
274	5.8	20	30	600	0.06	411	-	NMRV025/030	-
301	4.7	30	25	750	0.06	411	-	NMRV025/030	-
274	3.9	30	30	900	0.04	411	-	NMRV025/030	-
248	2.9	30	40	1200	0.03	411	-	NMRV025/030	-
230	2.3	30	50	1500	0.03	411	-	NMRV025/030	-
274	1.9	60	30	1800	0.03	411	-	NMRV025/030	-
248	1.5	60	40	2400	0.02	411	-	NMRV025/030	-
230	1.2	60	50	3000	0.02	411	-	NMRV025/030	-
177	0.9	50	80	4000	0.01	411	-	NMRV025/030	-
628	35	10	10	100	0.53	516	-	NMRV025/040	-
575	23	7.5	20	150	0.35	591	-	NMRV025/040	-
575	18	10	20	200	0.27	651	-	NMRV025/040	-
540	14	10	25	250	0.21	701	-	NMRV025/040	-
646	12	10	30	300	0.24	745	-	NMRV025/040	-
575	8.8	20	20	400	0.15	784	-	NMRV025/040	-
540	7.0	20	25	500	0.12	784	-	NMRV025/040	-
646	5.8	20	30	600	0.13	784	-	NMRV025/040	-
540	4.7	30	25	750	0.08	784	-	NMRV025/040	-
495	3.9	15	60	900	0.08	784	-	NMRV025/040	-
575	2.9	30	40	1200	0.07	784	-	NMRV025/040	-
531	2.3	30	50	1500	0.05	784	-	NMRV025/040	-
646	1.9	60	30	1800	0.06	784	-	NMRV025/040	-
575	1.5	60	40	2400	0.04	784	-	NMRV025/040	-
531	1.2	60	50	3000	0.03	784	-	NMRV025/040	-
425	0.9	50	80	4000	0.02	784	-	NMRV025/040	-
380	0.7	50	100	5000	0.02	784	-	NMRV025/040	-
628	35	10	10	100	0.54	784	31	NMRV030/040	NRV030/040
637	23	10	15	150	0.39	785	31	NMRV030/040	NRV030/040
575	18	10	20	200	0.28	785	31	NMRV030/040	NRV030/040
540	14	10	25	250	0.22	785	31	NMRV030/040	NRV030/040
646	12	10	30	300	0.24	785	31	NMRV030/040	NRV030/040
575	8.8	10	40	400	0.18	785	31	NMRV030/040	NRV030/040
540	7.0	20	25	500	0.12	785	33	NMRV030/040	NRV030/040
646	5.8	20	30	600	0.13	785	33	NMRV030/040	NRV030/040
646	4.7	25	30	750	0.11	785	47	NMRV030/040	NRV030/040
646	3.9	30	30	900	0.10	785	47	NMRV030/040	NRV030/040
646	2.9	40	30	1200	0.08	785	29	NMRV030/040	NRV030/040
646	2.3	50	30	1500	0.07	785	29	NMRV030/040	NRV030/040
646	1.9	60	30	1800	0.06	785	28	NMRV030/040	NRV030/040
575	1.5	60	40	2400	0.04	785	28	NMRV030/040	NRV030/040
531	1.2	60	50	3000	0.03	785	28	NMRV030/040	NRV030/040
425	0.9	50	80	4000	0.02	785	29	NMRV030/040	NRV030/040
380	0.7	50	100	5000	0.02	785	29	NMRV030/040	NRV030/040
839	35	10	10	100	0.70	1076	31	NMRV030/050	NRV030/050
1161	23	10	15	150	0.70	1088	31	NMRV030/050	NRV030/050
1062	18	10	20	200	0.51	1088	31	NMRV030/050	NRV030/050
973	14	10	25	250	0.40	1088	31	NMRV030/050	NRV030/050
1283	12	10	30	300	0.48	1088	31	NMRV030/050	NRV030/050

Maximum Torque in-lbs	Output Speed RPM	Ratio Stage 1	Ratio Stage 2	Total Ratio i	Maximum Power HP	OHL		Gear Reducer	
						Output Shaft lbs	Input Shaft lbs	Motorized Input	Shaft Input
1097	8.8	10	40	400	0.34	1088	31	NMRV030/050	NRV030/050
1062	7.0	10	50	500	0.28	1088	31	NMRV030/050	NRV030/050
1283	5.8	20	30	600	0.26	1088	33	NMRV030/050	NRV030/050
1283	4.7	25	30	750	0.22	1088	47	NMRV030/050	NRV030/050
1283	3.9	30	30	900	0.19	1088	47	NMRV030/050	NRV030/050
1283	2.9	40	30	1200	0.15	1088	29	NMRV030/050	NRV030/050
1283	2.3	50	30	1500	0.13	1088	29	NMRV030/050	NRV030/050
1283	1.9	60	30	1800	0.12	1088	28	NMRV030/050	NRV030/050
1097	1.5	60	40	2400	0.08	1088	28	NMRV030/050	NRV030/050
1062	1.2	60	50	3000	0.07	1088	28	NMRV030/050	NRV030/050
726	0.9	50	80	4000	0.04	1088	29	NMRV030/050	NRV030/050
699	0.7	50	100	5000	0.04	1088	29	NMRV030/050	NRV030/050
1212	35	10	10	100	0.99	1076	61	NMRV040/050	NRV040/050
1194	23	10	15	150	0.71	1088	61	NMRV040/050	NRV040/050
1062	18	10	20	200	0.50	1088	61	NMRV040/050	NRV040/050
973	14	10	25	250	0.39	1088	61	NMRV040/050	NRV040/050
1283	12	10	30	300	0.47	1088	61	NMRV040/050	NRV040/050
1097	8.8	10	40	400	0.33	1088	61	NMRV040/050	NRV040/050
1212	7.0	50	10	500	0.25	1076	79	NMRV040/050	NRV040/050
1283	5.8	20	30	600	0.25	1088	46	NMRV040/050	NRV040/050
1283	4.7	25	30	750	0.20	1088	53	NMRV040/050	NRV040/050
1194	3.9	60	15	900	0.16	1088	79	NMRV040/050	NRV040/050
1283	2.9	40	30	1200	0.14	1088	79	NMRV040/050	NRV040/050
1283	2.3	50	30	1500	0.12	1088	79	NMRV040/050	NRV040/050
1283	1.9	60	30	1800	0.10	1088	79	NMRV040/050	NRV040/050
1097	1.5	60	40	2400	0.07	1088	79	NMRV040/050	NRV040/050
1062	1.2	60	50	3000	0.06	1088	79	NMRV040/050	NRV040/050
1062	0.9	80	50	4000	0.05	1088	79	NMRV040/050	NRV040/050
1062	0.7	100	50	5000	0.04	1088	79	NMRV040/050	NRV040/050
850	35	10	10	100	0.70	1407	31	NMRV-P030/063	NRV-P030/063
1188	23	10	15	150	0.70	1410	31	NMRV-P030/063	NRV-P030/063
1490	18	10	20	200	0.70	1410	31	NMRV-P030/063	NRV-P030/063
1780	14	10	25	250	0.70	1410	31	NMRV-P030/063	NRV-P030/063
2258	12	7.5	40	300	0.89	1410	28	NMRV-P030/063	NRV-P030/063
2258	8.8	10	40	400	0.68	1410	31	NMRV-P030/063	NRV-P030/063
2102	7.0	10	50	500	0.54	1410	31	NMRV-P030/063	NRV-P030/063
1798	5.8	20	30	600	0.36	1410	33	NMRV-P030/063	NRV-P030/063
2385	4.7	25	30	750	0.40	1410	47	NMRV-P030/063	NRV-P030/063
2243	3.9	30	30	900	0.32	1410	47	NMRV-P030/063	NRV-P030/063
2100	2.9	40	30	1200	0.24	1410	29	NMRV-P030/063	NRV-P030/063
1940	2.3	50	30	1500	0.19	1410	29	NMRV-P030/063	NRV-P030/063
1798	1.9	60	30	1800	0.16	1410	28	NMRV-P030/063	NRV-P030/063
2182	1.5	60	40	2400	0.16	1410	28	NMRV-P030/063	NRV-P030/063
2102	1.2	60	50	3000	0.13	1410	28	NMRV-P030/063	NRV-P030/063
2102	0.9	80	50	4000	0.11	1410	29	NMRV-P030/063	NRV-P030/063
1327	0.7	50	100	5000	0.07	1410	29	NMRV-P030/063	NRV-P030/063
1903	35	10	10	100	1.54	1407	61	NMRV-P040/063	NRV-P040/063
2404	23	10	15	150	1.39	1410	61	NMRV-P040/063	NRV-P040/063
2239	18	10	20	200	1.03	1410	61	NMRV-P040/063	NRV-P040/063
2044	14	10	25	250	0.79	1410	61	NMRV-P040/063	NRV-P040/063
2530	12	10	30	300	0.90	1410	61	NMRV-P040/063	NRV-P040/063
2258	8.8	10	40	400	0.66	1410	61	NMRV-P040/063	NRV-P040/063
2044	7.0	20	25	500	0.42	1410	46	NMRV-P040/063	NRV-P040/063
2530	5.8	20	30	600	0.48	1410	46	NMRV-P040/063	NRV-P040/063
2530	4.7	25	30	750	0.39	1410	53	NMRV-P040/063	NRV-P040/063
2530	3.9	30	30	900	0.34	1410	79	NMRV-P040/063	NRV-P040/063
2530	2.9	40	30	1200	0.27	1410	79	NMRV-P040/063	NRV-P040/063
2530	2.3	50	30	1500	0.23	1410	79	NMRV-P040/063	NRV-P040/063

Maximum Torque in-lbs	Output Speed RPM	Ratio Stage 1	Ratio Stage 2	Total Ratio i	Maximum Power HP	OHL		Gear Reducer	
						Output Shaft lbs	Input Shaft lbs	Motorized Input	Shaft Input
2530	1.9	60	30	1800	0.20	1410	79	NMRV-P040/063	NRV-P040/063
2258	1.5	60	40	2400	0.15	1410	79	NMRV-P040/063	NRV-P040/063
2102	1.2	60	50	3000	0.12	1410	79	NMRV-P040/063	NRV-P040/063
2102	0.9	80	50	4000	0.10	1410	79	NMRV-P040/063	NRV-P040/063
2102	0.7	100	50	5000	0.08	1410	79	NMRV-P040/063	NRV-P040/063
1928	35	10	10	100	1.54	1659	61	NMRV-P040/075	NRV-P040/075
2733	23	10	15	150	1.54	1659	61	NMRV-P040/075	NRV-P040/075
3432	18	10	20	200	1.54	1659	61	NMRV-P040/075	NRV-P040/075
3358	14	10	25	250	1.26	1659	61	NMRV-P040/075	NRV-P040/075
3969	12	10	30	300	1.34	1659	61	NMRV-P040/075	NRV-P040/075
3663	8.8	10	40	400	1.01	1659	61	NMRV-P040/075	NRV-P040/075
3256	7.0	10	50	500	0.79	1659	61	NMRV-P040/075	NRV-P040/075
3969	5.8	20	30	600	0.71	1659	46	NMRV-P040/075	NRV-P040/075
3969	4.7	25	30	750	0.59	1659	53	NMRV-P040/075	NRV-P040/075
3969	3.9	30	30	900	0.51	1659	79	NMRV-P040/075	NRV-P040/075
3969	2.9	40	30	1200	0.40	1659	79	NMRV-P040/075	NRV-P040/075
3969	2.3	50	30	1500	0.34	1659	79	NMRV-P040/075	NRV-P040/075
3969	1.9	60	30	1800	0.30	1659	79	NMRV-P040/075	NRV-P040/075
3663	1.5	60	40	2400	0.22	1659	79	NMRV-P040/075	NRV-P040/075
3256	1.2	60	50	3000	0.18	1659	79	NMRV-P040/075	NRV-P040/075
3256	0.9	80	50	4000	0.14	1659	79	NMRV-P040/075	NRV-P040/075
3256	0.7	100	50	5000	0.13	1659	79	NMRV-P040/075	NRV-P040/075
1976	35	10	10	100	1.54	1838	61	NMRV-P040/090	NRV-P040/090
2806	23	10	15	150	1.54	1839	61	NMRV-P040/090	NRV-P040/090
3595	18	10	20	200	1.54	1839	61	NMRV-P040/090	NRV-P040/090
4311	14	10	25	250	1.54	1839	61	NMRV-P040/090	NRV-P040/090
4782	12	10	30	300	1.54	1839	61	NMRV-P040/090	NRV-P040/090
5397	8.8	10	40	400	1.41	1839	61	NMRV-P040/090	NRV-P040/090
4955	7.0	10	50	500	1.12	1839	61	NMRV-P040/090	NRV-P040/090
4782	5.8	20	30	600	0.82	1839	46	NMRV-P040/090	NRV-P040/090
4606	4.7	25	30	750	0.65	1839	53	NMRV-P040/090	NRV-P040/090
5606	3.9	30	30	900	0.69	1839	79	NMRV-P040/090	NRV-P040/090
5116	2.9	40	30	1200	0.50	1839	79	NMRV-P040/090	NRV-P040/090
4939	2.3	50	30	1500	0.41	1839	79	NMRV-P040/090	NRV-P040/090
4606	1.9	60	30	1800	0.33	1839	79	NMRV-P040/090	NRV-P040/090
5397	1.5	60	40	2400	0.31	1839	79	NMRV-P040/090	NRV-P040/090
4955	1.2	60	50	3000	0.25	1839	79	NMRV-P040/090	NRV-P040/090
4955	0.9	80	50	4000	0.20	1839	79	NMRV-P040/090	NRV-P040/090
4955	0.7	100	50	5000	0.18	1839	79	NMRV-P040/090	NRV-P040/090
3677	35	10	10	100	2.83	1838	85	NMRV-P050/090	NRV-P050/090
5221	23	10	15	150	2.83	1839	85	NMRV-P050/090	NRV-P050/090
5397	18	10	20	200	2.29	1839	85	NMRV-P050/090	NRV-P050/090
5043	14	10	25	250	1.78	1839	85	NMRV-P050/090	NRV-P050/090
6194	12	10	30	300	1.97	1839	85	NMRV-P050/090	NRV-P050/090
5397	8.8	10	40	400	1.40	1839	85	NMRV-P050/090	NRV-P050/090
5043	7.0	20	25	500	0.96	1839	94	NMRV-P050/090	NRV-P050/090
6194	5.8	20	30	600	1.06	1839	94	NMRV-P050/090	NRV-P050/090
6194	4.7	25	30	750	0.87	1839	108	NMRV-P050/090	NRV-P050/090
6194	3.9	30	30	900	0.76	1839	110	NMRV-P050/090	NRV-P050/090
6194	2.9	40	30	1200	0.59	1839	110	NMRV-P050/090	NRV-P050/090
6194	2.3	50	30	1500	0.50	1839	110	NMRV-P050/090	NRV-P050/090
6194	1.9	60	30	1800	0.44	1839	110	NMRV-P050/090	NRV-P050/090
5397	1.5	60	40	2400	0.31	1839	110	NMRV-P050/090	NRV-P050/090
4955	1.2	60	50	3000	0.24	1839	110	NMRV-P050/090	NRV-P050/090
4955	0.9	80	50	4000	0.20	1839	110	NMRV-P050/090	NRV-P050/090
4955	0.7	100	50	5000	0.17	1839	110	NMRV-P050/090	NRV-P050/090
3677	35	10	10	100	2.83	2320	85	NMRV-P050/110	NRV-P050/110
5289	23	10	15	150	2.83	2320	85	NMRV-P050/110	NRV-P050/110

Maximum Torque in-lbs	Output Speed RPM	Ratio Stage 1	Ratio Stage 2	Total Ratio i	Maximum Power HP	OHL		Gear Reducer	
						Output Shaft lbs	Input Shaft lbs	Motorized Input	Shaft Input
6871	18	10	20	200	2.83	2320	85	NMRV-P050/110	NRV-P050/110
8361	14	10	25	250	2.83	2320	85	NMRV-P050/110	NRV-P050/110
8853	12	10	30	300	2.83	2320	85	NMRV-P050/110	NRV-P050/110
10485	8.8	10	40	400	2.60	2320	85	NMRV-P050/110	NRV-P050/110
8214	7.0	20	25	500	1.49	2320	94	NMRV-P050/110	NRV-P050/110
8697	5.8	20	30	600	1.49	2320	94	NMRV-P050/110	NRV-P050/110
8366	4.7	25	30	750	1.18	2320	108	NMRV-P050/110	NRV-P050/110
10491	3.9	30	30	900	1.29	2320	110	NMRV-P050/110	NRV-P050/110
9672	2.9	40	30	1200	0.93	2320	110	NMRV-P050/110	NRV-P050/110
8697	2.3	50	30	1500	0.71	2320	110	NMRV-P050/110	NRV-P050/110
8190	1.9	60	30	1800	0.58	2320	110	NMRV-P050/110	NRV-P050/110
10485	1.5	60	40	2400	0.57	2320	110	NMRV-P050/110	NRV-P050/110
9733	1.2	60	50	3000	0.45	2320	110	NMRV-P050/110	NRV-P050/110
9733	0.9	80	50	4000	0.36	2320	110	NMRV-P050/110	NRV-P050/110
9733	0.7	100	50	5000	0.31	2320	110	NMRV-P050/110	NRV-P050/110
6787	35	10	10	100	5.11	2320	106	NMRV-P063/110	NRV-P063/110
9761	23	10	15	150	5.11	2320	106	NMRV-P063/110	NRV-P063/110
10078	18	10	20	200	4.06	2320	106	NMRV-P063/110	NRV-P063/110
10379	14	10	25	250	3.44	2320	106	NMRV-P063/110	NRV-P063/110
11193	12	10	30	300	3.50	2320	106	NMRV-P063/110	NRV-P063/110
10485	8.8	10	40	400	2.54	2320	106	NMRV-P063/110	NRV-P063/110
10379	7.0	20	25	500	1.80	2320	119	NMRV-P063/110	NRV-P063/110
11193	5.8	20	30	600	1.83	2320	119	NMRV-P063/110	NRV-P063/110
11193	4.7	25	30	750	1.50	2320	132	NMRV-P063/110	NRV-P063/110
11193	3.9	30	30	900	1.30	2320	157	NMRV-P063/110	NRV-P063/110
11193	2.9	40	30	1200	1.01	2320	157	NMRV-P063/110	NRV-P063/110
11193	2.3	50	30	1500	0.85	2320	157	NMRV-P063/110	NRV-P063/110
11193	1.9	60	30	1800	0.74	2320	157	NMRV-P063/110	NRV-P063/110
10485	1.5	60	40	2400	0.53	2320	157	NMRV-P063/110	NRV-P063/110
9733	1.2	60	50	3000	0.41	2320	157	NMRV-P063/110	NRV-P063/110
9733	0.9	80	50	4000	0.33	2320	157	NMRV-P063/110	NRV-P063/110
9733	0.7	100	50	5000	0.29	2320	157	NMRV-P063/110	NRV-P063/110
6787	35	10	10	100	5.11	3035	106	NMRV-P063/130	NRV-P063/130
9552	23	10	15	150	5.11	3035	106	NMRV-P063/130	NRV-P063/130
12568	18	10	20	200	5.11	3035	106	NMRV-P063/130	NRV-P063/130
13538	14	10	25	250	4.53	3035	106	NMRV-P063/130	NRV-P063/130
15573	12	10	30	300	4.80	3035	106	NMRV-P063/130	NRV-P063/130
14599	8.8	10	40	400	3.54	3035	106	NMRV-P063/130	NRV-P063/130
13715	7.0	10	50	500	2.79	3035	106	NMRV-P063/130	NRV-P063/130
15573	5.8	20	30	600	2.51	3035	119	NMRV-P063/130	NRV-P063/130
15314	4.7	25	30	750	2.02	3035	132	NMRV-P063/130	NRV-P063/130
15573	3.9	30	30	900	1.78	3035	157	NMRV-P063/130	NRV-P063/130
15573	2.9	40	30	1200	1.38	3035	157	NMRV-P063/130	NRV-P063/130
15573	2.3	50	30	1500	1.17	3035	157	NMRV-P063/130	NRV-P063/130
15573	1.9	60	30	1800	1.01	3035	157	NMRV-P063/130	NRV-P063/130
14599	1.5	60	40	2400	0.74	3035	157	NMRV-P063/130	NRV-P063/130
13715	1.2	60	50	3000	0.59	3035	157	NMRV-P063/130	NRV-P063/130
13715	0.9	80	50	4000	0.47	3035	157	NMRV-P063/130	NRV-P063/130
13715	0.7	100	50	5000	0.42	3035	157	NMRV-P063/130	NRV-P063/130
11898	23	7.5	20	150	6.39	4045	89	NMRV-P063/150	NRV-P063/150
12568	18	10	20	200	5.11	4045	105	NMRV-P063/150	NRV-P063/150
15291	14	10	25	250	5.11	4045	105	NMRV-P063/150	NRV-P063/150
13275	12	15	20	300	3.68	4045	111	NMRV-P063/150	NRV-P063/150
21450	8.8	10	40	400	5.11	4045	105	NMRV-P063/150	NRV-P063/150
20616	7.0	10	50	500	4.19	4045	105	NMRV-P063/150	NRV-P063/150
22655	5.8	15	40	600	3.68	4045	111	NMRV-P063/150	NRV-P063/150
20616	4.7	15	50	750	2.86	4045	111	NMRV-P063/150	NRV-P063/150
18581	3.9	30	30	900	1.97	4045	157	NMRV-P063/150	NRV-P063/150

Maximum Torque in-lbs	Output Speed RPM	Ratio Stage 1	Ratio Stage 2	Total Ratio i	Maximum Power HP	OHL		Gear Reducer	
						Output Shaft lbs	Input Shaft lbs	Motorized Input	Shaft Input
23624	2.9	30	40	1200	2.08	4045	157	NMRV-P063/150	NRV-P063/150
17098	1.9	60	30	1800	1.03	4045	157	NMRV-P063/150	NRV-P063/150
20549	1.5	60	40	2400	1.03	4045	157	NMRV-P063/150	NRV-P063/150
20616	1.2	60	50	3000	0.88	4045	157	NMRV-P063/150	NRV-P063/150
20616	0.9	80	50	4000	0.71	4045	157	NMRV-P063/150	NRV-P063/150
19227	0.7	100	50	5000	0.58	4045	157	NMRV-P063/150	NRV-P063/150

www.centrateknindo.com

Double Worm Gear Reducer Ratings - Input Speed 1750 rpm

Maximum Torque in-lbs	Output Speed RPM	Ratio Stage 1	Ratio Stage 2	Total Ratio i	Maximum Power HP	OHL		Gear Reducer	
						Output Shaft lbs	Input Shaft lbs	Motorized Input	Shaft Input
283	18	10	10	100	0.13	338	-	NMRV025/030	-
248	12	7.5	20	150	0.09	387	-	NMRV025/030	-
248	8.8	10	20	200	0.07	411	-	NMRV025/030	-
301	7.0	10	25	250	0.07	411	-	NMRV025/030	-
274	5.8	10	30	300	0.06	411	-	NMRV025/030	-
248	4.4	20	20	400	0.04	411	-	NMRV025/030	-
301	3.5	20	25	500	0.04	411	-	NMRV025/030	-
274	2.9	20	30	600	0.03	411	-	NMRV025/030	-
301	2.3	30	25	750	0.03	411	-	NMRV025/030	-
274	1.9	30	30	900	0.02	411	-	NMRV025/030	-
248	1.5	30	40	1200	0.02	411	-	NMRV025/030	-
230	1.2	30	50	1500	0.01	411	-	NMRV025/030	-
274	1.0	60	30	1800	0.01	411	-	NMRV025/030	-
248	0.7	60	40	2400	0.01	411	-	NMRV025/030	-
230	0.6	60	50	3000	0.01	411	-	NMRV025/030	-
177	0.4	50	80	4000	0.01	411	-	NMRV025/030	-
628	18	10	10	100	0.27	651	-	NMRV025/040	-
575	12	7.5	20	150	0.18	745	-	NMRV025/040	-
575	8.8	10	20	200	0.14	784	-	NMRV025/040	-
540	7.0	10	25	250	0.11	784	-	NMRV025/040	-
646	5.8	10	30	300	0.12	784	-	NMRV025/040	-
575	4.4	20	20	400	0.08	784	-	NMRV025/040	-
540	3.5	20	25	500	0.06	784	-	NMRV025/040	-
646	2.9	20	30	600	0.07	784	-	NMRV025/040	-
540	2.3	30	25	750	0.05	784	-	NMRV025/040	-
646	1.9	15	60	900	0.05	784	-	NMRV025/040	-
575	1.5	30	40	1200	0.04	784	-	NMRV025/040	-
531	1.2	30	50	1500	0.03	784	-	NMRV025/040	-
646	1.0	60	30	1800	0.03	784	-	NMRV025/040	-
575	0.7	60	40	2400	0.02	784	-	NMRV025/040	-
531	0.6	60	50	3000	0.02	784	-	NMRV025/040	-
425	0.4	50	80	4000	0.01	784	-	NMRV025/040	-
380	0.4	50	100	5000	0.01	784	-	NMRV025/040	-
628	18	10	10	100	0.28	784	38	NMRV030/040	NRV030/040
637	12	10	15	150	0.20	785	38	NMRV030/040	NRV030/040
575	8.8	10	20	200	0.14	785	38	NMRV030/040	NRV030/040
540	7.0	10	25	250	0.11	785	38	NMRV030/040	NRV030/040
646	5.8	10	30	300	0.13	785	38	NMRV030/040	NRV030/040
575	4.4	10	40	400	0.09	785	38	NMRV030/040	NRV030/040
540	3.5	20	25	500	0.06	785	40	NMRV030/040	NRV030/040
646	2.9	20	30	600	0.07	785	40	NMRV030/040	NRV030/040
646	2.3	25	30	750	0.06	785	47	NMRV030/040	NRV030/040
646	1.9	30	30	900	0.05	785	47	NMRV030/040	NRV030/040
646	1.5	40	30	1200	0.04	785	47	NMRV030/040	NRV030/040
646	1.2	50	30	1500	0.04	785	47	NMRV030/040	NRV030/040
646	1.0	60	30	1800	0.03	785	47	NMRV030/040	NRV030/040
575	0.7	60	40	2400	0.03	785	47	NMRV030/040	NRV030/040
531	0.6	60	50	3000	0.02	785	47	NMRV030/040	NRV030/040
425	0.4	50	80	4000	0.01	785	47	NMRV030/040	NRV030/040
380	0.4	50	100	5000	0.01	785	47	NMRV030/040	NRV030/040
1212	18	10	10	100	0.53	1076	38	NMRV030/050	NRV030/050
1194	12	10	15	150	0.38	1088	38	NMRV030/050	NRV030/050
1062	8.8	10	20	200	0.27	1088	38	NMRV030/050	NRV030/050
973	7.0	10	25	250	0.21	1088	38	NMRV030/050	NRV030/050
1283	5.8	10	30	300	0.25	1088	38	NMRV030/050	NRV030/050

Maximum Torque in-lbs	Output Speed RPM	Ratio Stage 1	Ratio Stage 2	Total Ratio i	Maximum Power HP	OHL		Gear Reducer	
						Output Shaft lbs	Input Shaft lbs	Motorized Input	Shaft Input
1097	4.4	10	40	400	0.18	1088	38	NMRV030/050	NRV030/050
1062	3.5	10	50	500	0.15	1088	38	NMRV030/050	NRV030/050
1283	2.9	20	30	600	0.14	1088	40	NMRV030/050	NRV030/050
1283	2.3	25	30	750	0.12	1088	47	NMRV030/050	NRV030/050
1283	1.9	30	30	900	0.10	1088	47	NMRV030/050	NRV030/050
1283	1.5	40	30	1200	0.09	1088	47	NMRV030/050	NRV030/050
1283	1.2	50	30	1500	0.07	1088	47	NMRV030/050	NRV030/050
1283	1.0	60	30	1800	0.07	1088	47	NMRV030/050	NRV030/050
1097	0.7	60	40	2400	0.05	1088	47	NMRV030/050	NRV030/050
1062	0.6	60	50	3000	0.04	1088	47	NMRV030/050	NRV030/050
726	0.4	50	80	4000	0.02	1088	47	NMRV030/050	NRV030/050
699	0.4	50	100	5000	0.02	1088	47	NMRV030/050	NRV030/050
1212	18	10	10	100	0.51	1076	77	NMRV040/050	NRV040/050
1194	12	10	15	150	0.37	1088	77	NMRV040/050	NRV040/050
1062	8.8	10	20	200	0.26	1088	77	NMRV040/050	NRV040/050
973	7.0	10	25	250	0.20	1088	77	NMRV040/050	NRV040/050
1283	5.8	10	30	300	0.24	1088	77	NMRV040/050	NRV040/050
1097	4.4	10	40	400	0.17	1088	77	NMRV040/050	NRV040/050
1212	3.5	50	10	500	0.14	1076	79	NMRV040/050	NRV040/050
1283	2.9	20	30	600	0.13	1088	79	NMRV040/050	NRV040/050
1283	2.3	25	30	750	0.11	1088	79	NMRV040/050	NRV040/050
1194	1.9	60	15	900	0.09	1088	79	NMRV040/050	NRV040/050
1283	1.5	40	30	1200	0.08	1088	79	NMRV040/050	NRV040/050
1283	1.2	50	30	1500	0.07	1088	79	NMRV040/050	NRV040/050
1283	1.0	60	30	1800	0.06	1088	79	NMRV040/050	NRV040/050
1097	0.7	60	40	2400	0.04	1088	79	NMRV040/050	NRV040/050
1062	0.6	60	50	3000	0.03	1088	79	NMRV040/050	NRV040/050
1062	0.4	80	50	4000	0.03	1088	79	NMRV040/050	NRV040/050
1062	0.4	100	50	5000	0.03	1088	79	NMRV040/050	NRV040/050
1248	18	10	10	100	0.54	1407	38	NMRV-P030/063	NRV-P030/063
1745	12	10	15	150	0.54	1410	38	NMRV-P030/063	NRV-P030/063
2187	8.8	10	20	200	0.54	1410	38	NMRV-P030/063	NRV-P030/063
2044	7.0	10	25	250	0.42	1410	38	NMRV-P030/063	NRV-P030/063
2259	5.8	7.5	40	300	0.46	1410	34	NMRV-P030/063	NRV-P030/063
2259	4.4	10	40	400	0.35	1410	38	NMRV-P030/063	NRV-P030/063
2103	3.5	10	50	500	0.28	1410	38	NMRV-P030/063	NRV-P030/063
2531	2.9	20	30	600	0.27	1410	40	NMRV-P030/063	NRV-P030/063
2531	2.3	25	30	750	0.23	1410	47	NMRV-P030/063	NRV-P030/063
2531	1.9	30	30	900	0.20	1410	47	NMRV-P030/063	NRV-P030/063
2531	1.5	40	30	1200	0.16	1410	47	NMRV-P030/063	NRV-P030/063
2531	1.2	50	30	1500	0.14	1410	47	NMRV-P030/063	NRV-P030/063
2386	1.0	60	30	1800	0.12	1410	47	NMRV-P030/063	NRV-P030/063
2259	0.7	60	40	2400	0.09	1410	47	NMRV-P030/063	NRV-P030/063
2103	0.6	60	50	3000	0.07	1410	47	NMRV-P030/063	NRV-P030/063
2103	0.4	80	50	4000	0.06	1410	47	NMRV-P030/063	NRV-P030/063
1327	0.4	50	100	5000	0.04	1410	47	NMRV-P030/063	NRV-P030/063
2434	18	10	10	100	1.02	1407	77	NMRV-P040/063	NRV-P040/063
2404	12	10	15	150	0.72	1410	77	NMRV-P040/063	NRV-P040/063
2239	8.8	10	20	200	0.54	1410	77	NMRV-P040/063	NRV-P040/063
2044	7.0	10	25	250	0.41	1410	77	NMRV-P040/063	NRV-P040/063
2531	5.8	10	30	300	0.46	1410	77	NMRV-P040/063	NRV-P040/063
2259	4.4	10	40	400	0.34	1410	77	NMRV-P040/063	NRV-P040/063
2044	3.5	20	25	500	0.22	1410	79	NMRV-P040/063	NRV-P040/063
2531	2.9	20	30	600	0.25	1410	79	NMRV-P040/063	NRV-P040/063
2531	2.3	25	30	750	0.21	1410	79	NMRV-P040/063	NRV-P040/063
2531	1.9	30	30	900	0.19	1410	79	NMRV-P040/063	NRV-P040/063
2531	1.5	40	30	1200	0.15	1410	79	NMRV-P040/063	NRV-P040/063
2531	1.2	50	30	1500	0.13	1410	79	NMRV-P040/063	NRV-P040/063

Maximum Torque in-lbs	Output Speed RPM	Ratio Stage 1	Ratio Stage 2	Total Ratio i	Maximum Power HP	OHL		Gear Reducer	
						Output Shaft lbs	Input Shaft lbs	Motorized Input	Shaft Input
2531	1.0	60	30	1800	0.11	1410	79	NMRV-P040/063	NRV-P040/063
2259	0.7	60	40	2400	0.08	1410	79	NMRV-P040/063	NRV-P040/063
2103	0.6	60	50	3000	0.07	1410	79	NMRV-P040/063	NRV-P040/063
2103	0.4	80	50	4000	0.05	1410	79	NMRV-P040/063	NRV-P040/063
2103	0.4	100	50	5000	0.05	1410	79	NMRV-P040/063	NRV-P040/063
2924	18	10	10	100	1.21	1659	77	NMRV-P040/075	NRV-P040/075
3766	12	10	15	150	1.10	1659	77	NMRV-P040/075	NRV-P040/075
3716	8.8	10	20	200	0.86	1659	77	NMRV-P040/075	NRV-P040/075
3359	7.0	10	25	250	0.65	1659	77	NMRV-P040/075	NRV-P040/075
3970	5.8	10	30	300	0.69	1659	77	NMRV-P040/075	NRV-P040/075
3664	4.4	10	40	400	0.52	1659	77	NMRV-P040/075	NRV-P040/075
3257	3.5	10	50	500	0.41	1659	77	NMRV-P040/075	NRV-P040/075
3970	2.9	20	30	600	0.37	1659	79	NMRV-P040/075	NRV-P040/075
3970	2.3	25	30	750	0.31	1659	79	NMRV-P040/075	NRV-P040/075
3970	1.9	30	30	900	0.28	1659	79	NMRV-P040/075	NRV-P040/075
3970	1.5	40	30	1200	0.22	1659	79	NMRV-P040/075	NRV-P040/075
3970	1.2	50	30	1500	0.19	1659	79	NMRV-P040/075	NRV-P040/075
3970	1.0	60	30	1800	0.17	1659	79	NMRV-P040/075	NRV-P040/075
3664	0.7	60	40	2400	0.13	1659	79	NMRV-P040/075	NRV-P040/075
3257	0.6	60	50	3000	0.10	1659	79	NMRV-P040/075	NRV-P040/075
3257	0.4	80	50	4000	0.08	1659	79	NMRV-P040/075	NRV-P040/075
3257	0.4	100	50	5000	0.07	1659	79	NMRV-P040/075	NRV-P040/075
2998	18	10	10	100	1.21	1838	77	NMRV-P040/090	NRV-P040/090
4256	12	10	15	150	1.21	1839	77	NMRV-P040/090	NRV-P040/090
5399	8.8	10	20	200	1.20	1839	77	NMRV-P040/090	NRV-P040/090
5045	7.0	10	25	250	0.93	1839	77	NMRV-P040/090	NRV-P040/090
6196	5.8	10	30	300	1.03	1839	77	NMRV-P040/090	NRV-P040/090
5399	4.4	10	40	400	0.73	1839	77	NMRV-P040/090	NRV-P040/090
4956	3.5	10	50	500	0.58	1839	77	NMRV-P040/090	NRV-P040/090
6196	2.9	20	30	600	0.56	1839	79	NMRV-P040/090	NRV-P040/090
6196	2.3	25	30	750	0.46	1839	79	NMRV-P040/090	NRV-P040/090
6196	1.9	30	30	900	0.41	1839	79	NMRV-P040/090	NRV-P040/090
6196	1.5	40	30	1200	0.33	1839	79	NMRV-P040/090	NRV-P040/090
6196	1.2	50	30	1500	0.28	1839	79	NMRV-P040/090	NRV-P040/090
6196	1.0	60	30	1800	0.25	1839	79	NMRV-P040/090	NRV-P040/090
5399	0.7	60	40	2400	0.18	1839	79	NMRV-P040/090	NRV-P040/090
4956	0.6	60	50	3000	0.14	1839	79	NMRV-P040/090	NRV-P040/090
4956	0.4	80	50	4000	0.12	1839	79	NMRV-P040/090	NRV-P040/090
4956	0.4	100	50	5000	0.10	1839	79	NMRV-P040/090	NRV-P040/090
5222	18	10	10	100	2.06	1838	110	NMRV-P050/090	NRV-P050/090
5842	12	10	15	150	1.62	1839	110	NMRV-P050/090	NRV-P050/090
5399	8.8	10	20	200	1.17	1839	110	NMRV-P050/090	NRV-P050/090
5045	7.0	10	25	250	0.91	1839	110	NMRV-P050/090	NRV-P050/090
6196	5.8	10	30	300	1.01	1839	110	NMRV-P050/090	NRV-P050/090
5399	4.4	10	40	400	0.71	1839	110	NMRV-P050/090	NRV-P050/090
5045	3.5	20	25	500	0.50	1839	110	NMRV-P050/090	NRV-P050/090
6196	2.9	20	30	600	0.55	1839	110	NMRV-P050/090	NRV-P050/090
6196	2.3	25	30	750	0.46	1839	110	NMRV-P050/090	NRV-P050/090
6196	1.9	30	30	900	0.40	1839	110	NMRV-P050/090	NRV-P050/090
6196	1.5	40	30	1200	0.32	1839	110	NMRV-P050/090	NRV-P050/090
6196	1.2	50	30	1500	0.27	1839	110	NMRV-P050/090	NRV-P050/090
6196	1.0	60	30	1800	0.24	1839	110	NMRV-P050/090	NRV-P050/090
5399	0.7	60	40	2400	0.17	1839	110	NMRV-P050/090	NRV-P050/090
4956	0.6	60	50	3000	0.14	1839	110	NMRV-P050/090	NRV-P050/090
4956	0.4	80	50	4000	0.11	1839	110	NMRV-P050/090	NRV-P050/090
4956	0.4	100	50	5000	0.10	1839	110	NMRV-P050/090	NRV-P050/090
5380	18	10	10	100	2.12	2320	110	NMRV-P050/110	NRV-P050/110
7738	12	10	15	150	2.12	2320	110	NMRV-P050/110	NRV-P050/110

Maximum Torque in-lbs	Output Speed RPM	Ratio Stage 1	Ratio Stage 2	Total Ratio i	Maximum Power HP	OHL		Gear Reducer	
						Output Shaft lbs	Input Shaft lbs	Motorized Input	Shaft Input
10052	8.8	10	20	200	2.12	2320	110	NMRV-P050/110	NRV-P050/110
10382	7.0	10	25	250	1.80	2320	110	NMRV-P050/110	NRV-P050/110
11196	5.8	10	30	300	1.83	2320	110	NMRV-P050/110	NRV-P050/110
10488	4.4	10	40	400	1.33	2320	110	NMRV-P050/110	NRV-P050/110
10382	3.5	20	25	500	0.98	2320	110	NMRV-P050/110	NRV-P050/110
11196	2.9	20	30	600	1.00	2320	110	NMRV-P050/110	NRV-P050/110
11196	2.3	25	30	750	0.83	2320	110	NMRV-P050/110	NRV-P050/110
11196	1.9	30	30	900	0.73	2320	110	NMRV-P050/110	NRV-P050/110
11196	1.5	40	30	1200	0.59	2320	110	NMRV-P050/110	NRV-P050/110
11196	1.2	50	30	1500	0.50	2320	110	NMRV-P050/110	NRV-P050/110
11196	1.0	60	30	1800	0.44	2320	110	NMRV-P050/110	NRV-P050/110
10488	0.7	60	40	2400	0.32	2320	110	NMRV-P050/110	NRV-P050/110
9736	0.6	60	50	3000	0.25	2320	110	NMRV-P050/110	NRV-P050/110
9736	0.4	80	50	4000	0.21	2320	110	NMRV-P050/110	NRV-P050/110
9736	0.4	100	50	5000	0.18	2320	110	NMRV-P050/110	NRV-P050/110
8979	18	10	10	100	3.52	2320	130	NMRV-P063/110	NRV-P063/110
10585	12	10	15	150	2.89	2320	130	NMRV-P063/110	NRV-P063/110
10081	8.8	10	20	200	2.12	2320	130	NMRV-P063/110	NRV-P063/110
10382	7.0	10	25	250	1.79	2320	130	NMRV-P063/110	NRV-P063/110
11196	5.8	10	30	300	1.82	2320	130	NMRV-P063/110	NRV-P063/110
10488	4.4	10	40	400	1.32	2320	130	NMRV-P063/110	NRV-P063/110
10382	3.5	20	25	500	0.95	2320	157	NMRV-P063/110	NRV-P063/110
11196	2.9	20	30	600	0.96	2320	157	NMRV-P063/110	NRV-P063/110
11196	2.3	25	30	750	0.80	2320	157	NMRV-P063/110	NRV-P063/110
11196	1.9	30	30	900	0.70	2320	157	NMRV-P063/110	NRV-P063/110
11196	1.5	40	30	1200	0.55	2320	157	NMRV-P063/110	NRV-P063/110
11196	1.2	50	30	1500	0.47	2320	157	NMRV-P063/110	NRV-P063/110
11196	1.0	60	30	1800	0.41	2320	157	NMRV-P063/110	NRV-P063/110
10488	0.7	60	40	2400	0.30	2320	157	NMRV-P063/110	NRV-P063/110
9736	0.6	60	50	3000	0.23	2320	157	NMRV-P063/110	NRV-P063/110
9736	0.4	80	50	4000	0.19	2320	157	NMRV-P063/110	NRV-P063/110
9736	0.4	100	50	5000	0.17	2320	157	NMRV-P063/110	NRV-P063/110
8979	18	10	10	100	3.52	3035	130	NMRV-P063/130	NRV-P063/130
12637	12	10	15	150	3.52	3035	130	NMRV-P063/130	NRV-P063/130
14161	8.8	10	20	200	3.00	3035	130	NMRV-P063/130	NRV-P063/130
13542	7.0	10	25	250	2.36	3035	130	NMRV-P063/130	NRV-P063/130
15578	5.8	10	30	300	2.50	3035	130	NMRV-P063/130	NRV-P063/130
14603	4.4	10	40	400	1.84	3035	130	NMRV-P063/130	NRV-P063/130
13719	3.5	10	50	500	1.45	3035	130	NMRV-P063/130	NRV-P063/130
15578	2.9	20	30	600	1.32	3035	157	NMRV-P063/130	NRV-P063/130
15578	2.3	25	30	750	1.09	3035	157	NMRV-P063/130	NRV-P063/130
15578	1.9	30	30	900	0.96	3035	157	NMRV-P063/130	NRV-P063/130
15578	1.5	40	30	1200	0.76	3035	157	NMRV-P063/130	NRV-P063/130
15578	1.2	50	30	1500	0.64	3035	157	NMRV-P063/130	NRV-P063/130
15578	1.0	60	30	1800	0.57	3035	157	NMRV-P063/130	NRV-P063/130
14603	0.7	60	40	2400	0.42	3035	157	NMRV-P063/130	NRV-P063/130
13719	0.6	60	50	3000	0.33	3035	157	NMRV-P063/130	NRV-P063/130
13719	0.4	80	50	4000	0.27	3035	157	NMRV-P063/130	NRV-P063/130
13719	0.4	100	50	5000	0.24	3035	157	NMRV-P063/130	NRV-P063/130
16145	12	7.5	20	150	4.46	4047	112	NMRV-P063/150	NRV-P063/150
16627	8.8	10	20	200	3.52	4047	130	NMRV-P063/150	NRV-P063/150
18144	7.0	10	25	250	3.16	4047	130	NMRV-P063/150	NRV-P063/150
18543	5.8	15	20	300	2.70	4047	145	NMRV-P063/150	NRV-P063/150
23631	4.4	10	40	400	2.93	4047	130	NMRV-P063/150	NRV-P063/150
20622	3.5	10	50	500	2.18	4047	130	NMRV-P063/150	NRV-P063/150
23631	2.9	15	40	600	2.02	4047	145	NMRV-P063/150	NRV-P063/150
20622	2.3	15	50	750	1.50	4047	145	NMRV-P063/150	NRV-P063/150
18587	1.9	30	30	900	1.06	4047	157	NMRV-P063/150	NRV-P063/150

Maximum Torque in-lbs	Output Speed RPM	Ratio Stage 1	Ratio Stage 2	Total Ratio i	Maximum Power HP	OHL		Gear Reducer	
						Output Shaft lbs	Input Shaft lbs	Motorized Input	Shaft Input
23631	1.5	30	40	1200	1.13	4047	157	NMRV-P063/150	NRV-P063/150
18587	1.0	60	30	1800	0.63	4047	157	NMRV-P063/150	NRV-P063/150
23631	0.7	60	40	2400	0.66	4047	157	NMRV-P063/150	NRV-P063/150
20622	0.6	60	50	3000	0.49	4047	157	NMRV-P063/150	NRV-P063/150
20622	0.4	80	50	4000	0.40	4047	157	NMRV-P063/150	NRV-P063/150
20622	0.4	100	50	5000	0.36	4047	157	NMRV-P063/150	NRV-P063/150

www.centrateknindo.com

Double Worm Gear Reducer Ratings - Input Speed 1140 rpm

Maximum Torque in-lbs	Output Speed RPM	Ratio Stage 1	Ratio Stage 2	Total Ratio i	Maximum Power HP	OHL		Gear Reducer	
						Output Shaft lbs	Input Shaft lbs	Motorized Input	Shaft Input
283	11	10	10	100	0.08	390	-	NMRV025/030	-
248	7.6	7.5	20	150	0.06	411	-	NMRV025/030	-
248	5.7	10	20	200	0.04	411	-	NMRV025/030	-
301	4.6	10	25	250	0.05	411	-	NMRV025/030	-
274	3.8	10	30	300	0.04	411	-	NMRV025/030	-
248	2.9	20	20	400	0.02	411	-	NMRV025/030	-
301	2.3	20	25	500	0.03	411	-	NMRV025/030	-
274	1.9	20	30	600	0.02	411	-	NMRV025/030	-
301	1.5	30	25	750	0.02	411	-	NMRV025/030	-
274	1.3	30	30	900	0.02	411	-	NMRV025/030	-
248	1.0	30	40	1200	0.01	411	-	NMRV025/030	-
230	0.8	30	50	1500	0.01	411	-	NMRV025/030	-
274	0.6	60	30	1800	0.01	411	-	NMRV025/030	-
248	0.5	60	40	2400	0.01	411	-	NMRV025/030	-
230	0.4	60	50	3000	0.01	411	-	NMRV025/030	-
177	0.3	50	80	4000	0.00	411	-	NMRV025/030	-
628	11	10	10	100	0.18	750	-	NMRV025/040	-
575	7.6	7.5	20	150	0.12	784	-	NMRV025/040	-
575	5.7	10	20	200	0.09	784	-	NMRV025/040	-
540	4.6	10	25	250	0.07	784	-	NMRV025/040	-
646	3.8	10	30	300	0.08	784	-	NMRV025/040	-
575	2.9	20	20	400	0.05	784	-	NMRV025/040	-
540	2.3	20	25	500	0.04	784	-	NMRV025/040	-
646	1.9	20	30	600	0.04	784	-	NMRV025/040	-
540	1.5	30	25	750	0.03	784	-	NMRV025/040	-
646	1.3	15	60	900	0.03	784	-	NMRV025/040	-
575	1.0	30	40	1200	0.02	784	-	NMRV025/040	-
531	0.8	30	50	1500	0.02	784	-	NMRV025/040	-
646	0.6	60	30	1800	0.02	784	-	NMRV025/040	-
575	0.5	60	40	2400	0.02	784	-	NMRV025/040	-
531	0.4	60	50	3000	0.01	784	-	NMRV025/040	-
425	0.3	50	80	4000	0.01	784	-	NMRV025/040	-
380	0.2	50	100	5000	0.01	784	-	NMRV025/040	-
628	11	10	10	100	0.18	784	44	NMRV030/040	NRV030/040
637	7.6	10	15	150	0.13	785	44	NMRV030/040	NRV030/040
575	5.7	10	20	200	0.09	785	44	NMRV030/040	NRV030/040
540	4.6	10	25	250	0.08	785	44	NMRV030/040	NRV030/040
646	3.8	10	30	300	0.08	785	44	NMRV030/040	NRV030/040
575	2.9	10	40	400	0.06	785	44	NMRV030/040	NRV030/040
540	2.3	20	25	500	0.04	785	47	NMRV030/040	NRV030/040
646	1.9	20	30	600	0.05	785	47	NMRV030/040	NRV030/040
646	1.5	25	30	750	0.04	785	47	NMRV030/040	NRV030/040
646	1.3	30	30	900	0.04	785	47	NMRV030/040	NRV030/040
646	1.0	40	30	1200	0.03	785	47	NMRV030/040	NRV030/040
646	0.8	50	30	1500	0.03	785	47	NMRV030/040	NRV030/040
646	0.6	60	30	1800	0.02	785	47	NMRV030/040	NRV030/040
575	0.5	60	40	2400	0.02	785	47	NMRV030/040	NRV030/040
531	0.4	60	50	3000	0.01	785	47	NMRV030/040	NRV030/040
425	0.3	50	80	4000	0.01	785	47	NMRV030/040	NRV030/040
380	0.2	50	100	5000	0.01	785	47	NMRV030/040	NRV030/040
1212	11	10	10	100	0.35	1076	44	NMRV030/050	NRV030/050
1194	7.6	10	15	150	0.25	1088	44	NMRV030/050	NRV030/050
1062	5.7	10	20	200	0.17	1088	44	NMRV030/050	NRV030/050
973	4.6	10	25	250	0.14	1088	44	NMRV030/050	NRV030/050
1283	3.8	10	30	300	0.16	1088	44	NMRV030/050	NRV030/050

Maximum Torque in-lbs	Output Speed RPM	Ratio Stage 1	Ratio Stage 2	Total Ratio i	Maximum Power HP	OHL		Gear Reducer	
						Output Shaft lbs	Input Shaft lbs	Motorized Input	Shaft Input
1097	2.9	10	40	400	0.12	1088	44	NMRV030/050	NRV030/050
1062	2.3	10	50	500	0.10	1088	44	NMRV030/050	NRV030/050
1283	1.9	20	30	600	0.09	1088	47	NMRV030/050	NRV030/050
1283	1.5	25	30	750	0.08	1088	47	NMRV030/050	NRV030/050
1283	1.3	30	30	900	0.07	1088	47	NMRV030/050	NRV030/050
1283	1.0	40	30	1200	0.06	1088	47	NMRV030/050	NRV030/050
1283	0.8	50	30	1500	0.05	1088	47	NMRV030/050	NRV030/050
1283	0.6	60	30	1800	0.04	1088	47	NMRV030/050	NRV030/050
1097	0.5	60	40	2400	0.03	1088	47	NMRV030/050	NRV030/050
1062	0.4	60	50	3000	0.03	1088	47	NMRV030/050	NRV030/050
726	0.3	50	80	4000	0.02	1088	47	NMRV030/050	NRV030/050
699	0.2	50	100	5000	0.01	1088	47	NMRV030/050	NRV030/050
1212	11	10	10	100	0.34	1076	79	NMRV040/050	NRV040/050
1194	7.6	10	15	150	0.24	1088	79	NMRV040/050	NRV040/050
1062	5.7	10	20	200	0.17	1088	79	NMRV040/050	NRV040/050
973	4.6	10	25	250	0.13	1088	79	NMRV040/050	NRV040/050
1283	3.8	10	30	300	0.16	1088	79	NMRV040/050	NRV040/050
1097	2.9	10	40	400	0.11	1088	79	NMRV040/050	NRV040/050
1212	2.3	50	10	500	0.09	1076	79	NMRV040/050	NRV040/050
1283	1.9	20	30	600	0.09	1088	79	NMRV040/050	NRV040/050
1283	1.5	25	30	750	0.07	1088	79	NMRV040/050	NRV040/050
1194	1.3	60	15	900	0.06	1088	79	NMRV040/050	NRV040/050
1283	1.0	40	30	1200	0.05	1088	79	NMRV040/050	NRV040/050
1283	0.8	50	30	1500	0.04	1088	79	NMRV040/050	NRV040/050
1283	0.6	60	30	1800	0.04	1088	79	NMRV040/050	NRV040/050
1097	0.5	60	40	2400	0.03	1088	79	NMRV040/050	NRV040/050
1062	0.4	60	50	3000	0.02	1088	79	NMRV040/050	NRV040/050
1062	0.3	80	50	4000	0.02	1088	79	NMRV040/050	NRV040/050
1062	0.2	100	50	5000	0.02	1088	79	NMRV040/050	NRV040/050
1381	11	10	10	100	0.39	1407	44	NMRV-P030/063	NRV-P030/063
1930	7.6	10	15	150	0.39	1410	44	NMRV-P030/063	NRV-P030/063
2239	5.7	10	20	200	0.36	1410	44	NMRV-P030/063	NRV-P030/063
2044	4.6	10	25	250	0.28	1410	44	NMRV-P030/063	NRV-P030/063
2259	3.8	7.5	40	300	0.30	1410	39	NMRV-P030/063	NRV-P030/063
2259	2.9	10	40	400	0.23	1410	44	NMRV-P030/063	NRV-P030/063
2103	2.3	10	50	500	0.18	1410	44	NMRV-P030/063	NRV-P030/063
2531	1.9	20	30	600	0.18	1410	47	NMRV-P030/063	NRV-P030/063
2531	1.5	25	30	750	0.15	1410	47	NMRV-P030/063	NRV-P030/063
2531	1.3	30	30	900	0.13	1410	47	NMRV-P030/063	NRV-P030/063
2531	1.0	40	30	1200	0.11	1410	47	NMRV-P030/063	NRV-P030/063
2531	0.8	50	30	1500	0.10	1410	47	NMRV-P030/063	NRV-P030/063
2531	0.6	60	30	1800	0.09	1410	47	NMRV-P030/063	NRV-P030/063
2259	0.5	60	40	2400	0.06	1410	47	NMRV-P030/063	NRV-P030/063
2103	0.4	60	50	3000	0.05	1410	47	NMRV-P030/063	NRV-P030/063
2103	0.3	80	50	4000	0.04	1410	47	NMRV-P030/063	NRV-P030/063
1327	0.2	50	100	5000	0.03	1410	47	NMRV-P030/063	NRV-P030/063
2434	11	10	10	100	0.67	1407	79	NMRV-P040/063	NRV-P040/063
2404	7.6	10	15	150	0.47	1410	79	NMRV-P040/063	NRV-P040/063
2239	5.7	10	20	200	0.35	1410	79	NMRV-P040/063	NRV-P040/063
2044	4.6	10	25	250	0.27	1410	79	NMRV-P040/063	NRV-P040/063
2531	3.8	10	30	300	0.31	1410	79	NMRV-P040/063	NRV-P040/063
2259	2.9	10	40	400	0.23	1410	79	NMRV-P040/063	NRV-P040/063
2044	2.3	20	25	500	0.15	1410	79	NMRV-P040/063	NRV-P040/063
2531	1.9	20	30	600	0.16	1410	79	NMRV-P040/063	NRV-P040/063
2531	1.5	25	30	750	0.14	1410	79	NMRV-P040/063	NRV-P040/063
2531	1.3	30	30	900	0.12	1410	79	NMRV-P040/063	NRV-P040/063
2531	1.0	40	30	1200	0.10	1410	79	NMRV-P040/063	NRV-P040/063
2531	0.8	50	30	1500	0.08	1410	79	NMRV-P040/063	NRV-P040/063

Maximum Torque in-lbs	Output Speed RPM	Ratio Stage 1	Ratio Stage 2	Total Ratio i	Maximum Power HP	OHL		Gear Reducer	
						Output Shaft lbs	Input Shaft lbs	Motorized Input	Shaft Input
2531	0.6	60	30	1800	0.08	1410	79	NMRV-P040/063	NRV-P040/063
2259	0.5	60	40	2400	0.06	1410	79	NMRV-P040/063	NRV-P040/063
2103	0.4	60	50	3000	0.04	1410	79	NMRV-P040/063	NRV-P040/063
2103	0.3	80	50	4000	0.04	1410	79	NMRV-P040/063	NRV-P040/063
2103	0.2	100	50	5000	0.03	1410	79	NMRV-P040/063	NRV-P040/063
3216	11	10	10	100	0.88	1659	79	NMRV-P040/075	NRV-P040/075
3766	7.6	10	15	150	0.72	1659	79	NMRV-P040/075	NRV-P040/075
3716	5.7	10	20	200	0.57	1659	79	NMRV-P040/075	NRV-P040/075
3359	4.6	10	25	250	0.43	1659	79	NMRV-P040/075	NRV-P040/075
3970	3.8	10	30	300	0.46	1659	79	NMRV-P040/075	NRV-P040/075
3664	2.9	10	40	400	0.34	1659	79	NMRV-P040/075	NRV-P040/075
3257	2.3	10	50	500	0.27	1659	79	NMRV-P040/075	NRV-P040/075
3970	1.9	20	30	600	0.25	1659	79	NMRV-P040/075	NRV-P040/075
3970	1.5	25	30	750	0.20	1659	79	NMRV-P040/075	NRV-P040/075
3970	1.3	30	30	900	0.19	1659	79	NMRV-P040/075	NRV-P040/075
3970	1.0	40	30	1200	0.15	1659	79	NMRV-P040/075	NRV-P040/075
3970	0.8	50	30	1500	0.13	1659	79	NMRV-P040/075	NRV-P040/075
3970	0.6	60	30	1800	0.11	1659	79	NMRV-P040/075	NRV-P040/075
3664	0.5	60	40	2400	0.08	1659	79	NMRV-P040/075	NRV-P040/075
3257	0.4	60	50	3000	0.07	1659	79	NMRV-P040/075	NRV-P040/075
3257	0.3	80	50	4000	0.06	1659	79	NMRV-P040/075	NRV-P040/075
3257	0.2	100	50	5000	0.05	1659	79	NMRV-P040/075	NRV-P040/075
3298	11	10	10	100	0.88	1838	79	NMRV-P040/090	NRV-P040/090
4682	7.6	10	15	150	0.88	1839	79	NMRV-P040/090	NRV-P040/090
5399	5.7	10	20	200	0.79	1839	79	NMRV-P040/090	NRV-P040/090
5045	4.6	10	25	250	0.61	1839	79	NMRV-P040/090	NRV-P040/090
6196	3.8	10	30	300	0.68	1839	79	NMRV-P040/090	NRV-P040/090
5399	2.9	10	40	400	0.48	1839	79	NMRV-P040/090	NRV-P040/090
4956	2.3	10	50	500	0.38	1839	79	NMRV-P040/090	NRV-P040/090
6196	1.9	20	30	600	0.37	1839	79	NMRV-P040/090	NRV-P040/090
6196	1.5	25	30	750	0.30	1839	79	NMRV-P040/090	NRV-P040/090
6196	1.3	30	30	900	0.28	1839	79	NMRV-P040/090	NRV-P040/090
6196	1.0	40	30	1200	0.22	1839	79	NMRV-P040/090	NRV-P040/090
6196	0.8	50	30	1500	0.19	1839	79	NMRV-P040/090	NRV-P040/090
6196	0.6	60	30	1800	0.17	1839	79	NMRV-P040/090	NRV-P040/090
5399	0.5	60	40	2400	0.12	1839	79	NMRV-P040/090	NRV-P040/090
4956	0.4	60	50	3000	0.09	1839	79	NMRV-P040/090	NRV-P040/090
4956	0.3	80	50	4000	0.08	1839	79	NMRV-P040/090	NRV-P040/090
4956	0.2	100	50	5000	0.07	1839	79	NMRV-P040/090	NRV-P040/090
5222	11	10	10	100	1.36	1838	110	NMRV-P050/090	NRV-P050/090
5842	7.6	10	15	150	1.07	1839	110	NMRV-P050/090	NRV-P050/090
5399	5.7	10	20	200	0.77	1839	110	NMRV-P050/090	NRV-P050/090
5045	4.6	10	25	250	0.60	1839	110	NMRV-P050/090	NRV-P050/090
6196	3.8	10	30	300	0.66	1839	110	NMRV-P050/090	NRV-P050/090
5399	2.9	10	40	400	0.47	1839	110	NMRV-P050/090	NRV-P050/090
5045	2.3	20	25	500	0.33	1839	110	NMRV-P050/090	NRV-P050/090
6196	1.9	20	30	600	0.36	1839	110	NMRV-P050/090	NRV-P050/090
6196	1.5	25	30	750	0.30	1839	110	NMRV-P050/090	NRV-P050/090
6196	1.3	30	30	900	0.27	1839	110	NMRV-P050/090	NRV-P050/090
6196	1.0	40	30	1200	0.22	1839	110	NMRV-P050/090	NRV-P050/090
6196	0.8	50	30	1500	0.18	1839	110	NMRV-P050/090	NRV-P050/090
6196	0.6	60	30	1800	0.16	1839	110	NMRV-P050/090	NRV-P050/090
5399	0.5	60	40	2400	0.12	1839	110	NMRV-P050/090	NRV-P050/090
4956	0.4	60	50	3000	0.09	1839	110	NMRV-P050/090	NRV-P050/090
4956	0.3	80	50	4000	0.08	1839	110	NMRV-P050/090	NRV-P050/090
4956	0.2	100	50	5000	0.07	1839	110	NMRV-P050/090	NRV-P050/090
6134	11	10	10	100	1.59	2320	110	NMRV-P050/110	NRV-P050/110
8822	7.6	10	15	150	1.59	2320	110	NMRV-P050/110	NRV-P050/110

Maximum Torque in-lbs	Output Speed RPM	Ratio Stage 1	Ratio Stage 2	Total Ratio i	Maximum Power HP	OHL		Gear Reducer	
						Output Shaft lbs	Input Shaft lbs	Motorized Input	Shaft Input
10081	5.7	10	20	200	1.40	2320	110	NMRV-P050/110	NRV-P050/110
10382	4.6	10	25	250	1.19	2320	110	NMRV-P050/110	NRV-P050/110
11196	3.8	10	30	300	1.21	2320	110	NMRV-P050/110	NRV-P050/110
10488	2.9	10	40	400	0.88	2320	110	NMRV-P050/110	NRV-P050/110
10382	2.3	20	25	500	0.65	2320	110	NMRV-P050/110	NRV-P050/110
11196	1.9	20	30	600	0.66	2320	110	NMRV-P050/110	NRV-P050/110
11196	1.5	25	30	750	0.55	2320	110	NMRV-P050/110	NRV-P050/110
11196	1.3	30	30	900	0.49	2320	110	NMRV-P050/110	NRV-P050/110
11196	1.0	40	30	1200	0.39	2320	110	NMRV-P050/110	NRV-P050/110
11196	0.8	50	30	1500	0.33	2320	110	NMRV-P050/110	NRV-P050/110
11196	0.6	60	30	1800	0.30	2320	110	NMRV-P050/110	NRV-P050/110
10488	0.5	60	40	2400	0.22	2320	110	NMRV-P050/110	NRV-P050/110
9736	0.4	60	50	3000	0.17	2320	110	NMRV-P050/110	NRV-P050/110
9736	0.3	80	50	4000	0.14	2320	110	NMRV-P050/110	NRV-P050/110
9736	0.2	100	50	5000	0.12	2320	110	NMRV-P050/110	NRV-P050/110
9975	11	10	10	100	2.58	2320	150	NMRV-P063/110	NRV-P063/110
10585	7.6	10	15	150	1.91	2320	150	NMRV-P063/110	NRV-P063/110
10081	5.7	10	20	200	1.40	2320	150	NMRV-P063/110	NRV-P063/110
10382	4.6	10	25	250	1.18	2320	150	NMRV-P063/110	NRV-P063/110
11196	3.8	10	30	300	1.20	2320	150	NMRV-P063/110	NRV-P063/110
10488	2.9	10	40	400	0.87	2320	150	NMRV-P063/110	NRV-P063/110
10382	2.3	20	25	500	0.63	2320	157	NMRV-P063/110	NRV-P063/110
11196	1.9	20	30	600	0.65	2320	157	NMRV-P063/110	NRV-P063/110
11196	1.5	25	30	750	0.53	2320	157	NMRV-P063/110	NRV-P063/110
11196	1.3	30	30	900	0.47	2320	157	NMRV-P063/110	NRV-P063/110
11196	1.0	40	30	1200	0.38	2320	157	NMRV-P063/110	NRV-P063/110
11196	0.8	50	30	1500	0.32	2320	157	NMRV-P063/110	NRV-P063/110
11196	0.6	60	30	1800	0.28	2320	157	NMRV-P063/110	NRV-P063/110
10488	0.5	60	40	2400	0.20	2320	157	NMRV-P063/110	NRV-P063/110
9736	0.4	60	50	3000	0.16	2320	157	NMRV-P063/110	NRV-P063/110
9736	0.3	80	50	4000	0.13	2320	157	NMRV-P063/110	NRV-P063/110
9736	0.2	100	50	5000	0.12	2320	157	NMRV-P063/110	NRV-P063/110
10218	11	10	10	100	2.65	3035	150	NMRV-P063/130	NRV-P063/130
14382	7.6	10	15	150	2.65	3035	150	NMRV-P063/130	NRV-P063/130
14161	5.7	10	20	200	1.98	3035	150	NMRV-P063/130	NRV-P063/130
13542	4.6	10	25	250	1.56	3035	150	NMRV-P063/130	NRV-P063/130
15578	3.8	10	30	300	1.65	3035	150	NMRV-P063/130	NRV-P063/130
14603	2.9	10	40	400	1.22	3035	150	NMRV-P063/130	NRV-P063/130
13719	2.3	10	50	500	0.96	3035	150	NMRV-P063/130	NRV-P063/130
15578	1.9	20	30	600	0.88	3035	157	NMRV-P063/130	NRV-P063/130
15578	1.5	25	30	750	0.73	3035	157	NMRV-P063/130	NRV-P063/130
15578	1.3	30	30	900	0.65	3035	157	NMRV-P063/130	NRV-P063/130
15578	1.0	40	30	1200	0.52	3035	157	NMRV-P063/130	NRV-P063/130
15578	0.8	50	30	1500	0.44	3035	157	NMRV-P063/130	NRV-P063/130
15578	0.6	60	30	1800	0.39	3035	157	NMRV-P063/130	NRV-P063/130
14603	0.5	60	40	2400	0.28	3035	157	NMRV-P063/130	NRV-P063/130
13719	0.4	60	50	3000	0.22	3035	157	NMRV-P063/130	NRV-P063/130
13719	0.3	80	50	4000	0.18	3035	157	NMRV-P063/130	NRV-P063/130
13719	0.2	100	50	5000	0.16	3035	157	NMRV-P063/130	NRV-P063/130
18516	7.6	7.5	20	150	3.36	4047	130	NMRV-P063/150	NRV-P063/150
18923	5.7	10	20	200	2.65	4047	150	NMRV-P063/150	NRV-P063/150
18144	4.6	10	25	250	2.09	4047	150	NMRV-P063/150	NRV-P063/150
20710	3.8	15	20	300	2.00	4047	157	NMRV-P063/150	NRV-P063/150
23631	2.9	10	40	400	1.94	4047	150	NMRV-P063/150	NRV-P063/150
20622	2.3	10	50	500	1.44	4047	150	NMRV-P063/150	NRV-P063/150
23631	1.9	15	40	600	1.34	4047	157	NMRV-P063/150	NRV-P063/150
20622	1.5	15	50	750	1.00	4047	157	NMRV-P063/150	NRV-P063/150
18587	1.3	30	30	900	0.72	4047	157	NMRV-P063/150	NRV-P063/150

Maximum Torque in-lbs	Output Speed RPM	Ratio Stage 1	Ratio Stage 2	Total Ratio i	Maximum Power HP	OHL		Gear Reducer	
						Output Shaft lbs	Input Shaft lbs	Motorized Input	Shaft Input
23631	1.0	30	40	1200	0.76	4047	157	NMRV-P063/150	NRV-P063/150
18587	0.6	60	30	1800	0.43	4047	157	NMRV-P063/150	NRV-P063/150
23631	0.5	60	40	2400	0.45	4047	157	NMRV-P063/150	NRV-P063/150
20622	0.4	60	50	3000	0.34	4047	157	NMRV-P063/150	NRV-P063/150
20622	0.3	80	50	4000	0.28	4047	157	NMRV-P063/150	NRV-P063/150
20622	0.2	100	50	5000	0.25	4047	157	NMRV-P063/150	NRV-P063/150

www.centrateknindo.com

Double Worm Gear Reducer Ratings - Input Speed 875 rpm

Maximum Torque in-lbs	Output Speed RPM	Ratio Stage 1	Ratio Stage 2	Total Ratio i	Maximum Power HP	OHL		Gear Reducer	
						Output Shaft lbs	Input Shaft lbs	Motorized Input	Shaft Input
283	8.8	10	10	100	0.06	411	-	NMRV025/030	-
248	5.8	7.5	20	150	0.04	411	-	NMRV025/030	-
248	4.4	10	20	200	0.03	411	-	NMRV025/030	-
301	3.5	10	25	250	0.04	411	-	NMRV025/030	-
274	2.9	10	30	300	0.03	411	-	NMRV025/030	-
248	2.2	20	20	400	0.02	411	-	NMRV025/030	-
301	1.8	20	25	500	0.02	411	-	NMRV025/030	-
274	1.5	20	30	600	0.02	411	-	NMRV025/030	-
301	1.2	30	25	750	0.02	411	-	NMRV025/030	-
274	1.0	30	30	900	0.01	411	-	NMRV025/030	-
248	0.7	30	40	1200	0.01	411	-	NMRV025/030	-
230	0.6	30	50	1500	0.01	411	-	NMRV025/030	-
274	0.5	60	30	1800	0.01	411	-	NMRV025/030	-
248	0.4	60	40	2400	0.01	411	-	NMRV025/030	-
230	0.3	60	50	3000	0.005	411	-	NMRV025/030	-
177	0.2	50	80	4000	0.003	411	-	NMRV025/030	-
628	8.8	10	10	100	0.14	784	-	NMRV025/040	-
575	5.8	7.5	20	150	0.09	784	-	NMRV025/040	-
575	4.4	10	20	200	0.07	784	-	NMRV025/040	-
540	3.5	10	25	250	0.06	784	-	NMRV025/040	-
646	2.9	10	30	300	0.06	784	-	NMRV025/040	-
575	2.2	20	20	400	0.04	784	-	NMRV025/040	-
540	1.8	20	25	500	0.03	784	-	NMRV025/040	-
646	1.5	20	30	600	0.03	784	-	NMRV025/040	-
540	1.2	30	25	750	0.02	784	-	NMRV025/040	-
646	1.0	15	60	900	0.03	784	-	NMRV025/040	-
575	0.7	30	40	1200	0.02	784	-	NMRV025/040	-
531	0.6	30	50	1500	0.02	784	-	NMRV025/040	-
646	0.5	60	30	1800	0.02	784	-	NMRV025/040	-
575	0.4	60	40	2400	0.01	784	-	NMRV025/040	-
531	0.3	60	50	3000	0.01	784	-	NMRV025/040	-
425	0.2	50	80	4000	0.01	784	-	NMRV025/040	-
380	0.2	50	100	5000	0.01	784	-	NMRV025/040	-
628	8.8	10	10	100	0.14	784	47	NMRV030/040	NRV030/040
637	5.8	10	15	150	0.10	785	47	NMRV030/040	NRV030/040
575	4.4	10	20	200	0.07	785	47	NMRV030/040	NRV030/040
540	3.5	10	25	250	0.06	785	47	NMRV030/040	NRV030/040
646	2.9	10	30	300	0.06	785	47	NMRV030/040	NRV030/040
575	2.2	10	40	400	0.05	785	47	NMRV030/040	NRV030/040
540	1.8	20	25	500	0.03	785	47	NMRV030/040	NRV030/040
646	1.5	20	30	600	0.04	785	47	NMRV030/040	NRV030/040
646	1.2	25	30	750	0.03	785	47	NMRV030/040	NRV030/040
646	1.0	30	30	900	0.03	785	47	NMRV030/040	NRV030/040
646	0.7	40	30	1200	0.02	785	47	NMRV030/040	NRV030/040
646	0.6	50	30	1500	0.02	785	47	NMRV030/040	NRV030/040
646	0.5	60	30	1800	0.02	785	47	NMRV030/040	NRV030/040
575	0.4	60	40	2400	0.01	785	47	NMRV030/040	NRV030/040
531	0.3	60	50	3000	0.01	785	47	NMRV030/040	NRV030/040
425	0.2	50	80	4000	0.01	785	47	NMRV030/040	NRV030/040
380	0.2	50	100	5000	0.01	785	47	NMRV030/040	NRV030/040
1212	8.8	10	10	100	0.27	1076	47	NMRV030/050	NRV030/050
1194	5.8	10	15	150	0.19	1088	47	NMRV030/050	NRV030/050
1062	4.4	10	20	200	0.14	1088	47	NMRV030/050	NRV030/050
973	3.5	10	25	250	0.11	1088	47	NMRV030/050	NRV030/050
1283	2.9	10	30	300	0.13	1088	47	NMRV030/050	NRV030/050

Maximum Torque in-lbs	Output Speed RPM	Ratio Stage 1	Ratio Stage 2	Total Ratio i	Maximum Power HP	OHL		Gear Reducer	
						Output Shaft lbs	Input Shaft lbs	Motorized Input	Shaft Input
1097	2.2	10	40	400	0.09	1088	47	NMRV030/050	NRV030/050
1062	1.8	10	50	500	0.07	1088	47	NMRV030/050	NRV030/050
1283	1.5	20	30	600	0.07	1088	47	NMRV030/050	NRV030/050
1283	1.2	25	30	750	0.06	1088	47	NMRV030/050	NRV030/050
1283	1.0	30	30	900	0.06	1088	47	NMRV030/050	NRV030/050
1283	0.7	40	30	1200	0.05	1088	47	NMRV030/050	NRV030/050
1283	0.6	50	30	1500	0.04	1088	47	NMRV030/050	NRV030/050
1283	0.5	60	30	1800	0.04	1088	47	NMRV030/050	NRV030/050
1097	0.4	60	40	2400	0.03	1088	47	NMRV030/050	NRV030/050
1062	0.3	60	50	3000	0.02	1088	47	NMRV030/050	NRV030/050
726	0.2	50	80	4000	0.01	1088	47	NMRV030/050	NRV030/050
699	0.2	50	100	5000	0.01	1088	47	NMRV030/050	NRV030/050
1212	8.8	10	10	100	0.26	1076	79	NMRV040/050	NRV040/050
1194	5.8	10	15	150	0.19	1088	79	NMRV040/050	NRV040/050
1062	4.4	10	20	200	0.13	1088	79	NMRV040/050	NRV040/050
973	3.5	10	25	250	0.10	1088	79	NMRV040/050	NRV040/050
1283	2.9	10	30	300	0.12	1088	79	NMRV040/050	NRV040/050
1097	2.2	10	40	400	0.09	1088	79	NMRV040/050	NRV040/050
1212	1.8	50	10	500	0.08	1076	79	NMRV040/050	NRV040/050
1283	1.5	20	30	600	0.07	1088	79	NMRV040/050	NRV040/050
1283	1.2	25	30	750	0.06	1088	79	NMRV040/050	NRV040/050
1194	1.0	60	15	900	0.05	1088	79	NMRV040/050	NRV040/050
1283	0.7	40	30	1200	0.04	1088	79	NMRV040/050	NRV040/050
1283	0.6	50	30	1500	0.04	1088	79	NMRV040/050	NRV040/050
1283	0.5	60	30	1800	0.03	1088	79	NMRV040/050	NRV040/050
1097	0.4	60	40	2400	0.02	1088	79	NMRV040/050	NRV040/050
1062	0.3	60	50	3000	0.02	1088	79	NMRV040/050	NRV040/050
1062	0.2	80	50	4000	0.02	1088	79	NMRV040/050	NRV040/050
1062	0.2	100	50	5000	0.01	1088	79	NMRV040/050	NRV040/050
1451	8.8	10	10	100	0.32	1407	47	NMRV-P030/063	NRV-P030/063
2027	5.8	10	15	150	0.32	1410	47	NMRV-P030/063	NRV-P030/063
2239	4.4	10	20	200	0.28	1410	47	NMRV-P030/063	NRV-P030/063
2044	3.5	10	25	250	0.21	1410	47	NMRV-P030/063	NRV-P030/063
2258	2.9	7.5	40	300	0.23	1410	47	NMRV-P030/063	NRV-P030/063
2258	2.2	10	40	400	0.18	1410	47	NMRV-P030/063	NRV-P030/063
2102	1.8	10	50	500	0.14	1410	47	NMRV-P030/063	NRV-P030/063
2530	1.5	20	30	600	0.14	1410	47	NMRV-P030/063	NRV-P030/063
2530	1.2	25	30	750	0.12	1410	47	NMRV-P030/063	NRV-P030/063
2530	1.0	30	30	900	0.11	1410	47	NMRV-P030/063	NRV-P030/063
2530	0.7	40	30	1200	0.09	1410	47	NMRV-P030/063	NRV-P030/063
2530	0.6	50	30	1500	0.08	1410	47	NMRV-P030/063	NRV-P030/063
2530	0.5	60	30	1800	0.07	1410	47	NMRV-P030/063	NRV-P030/063
2258	0.4	60	40	2400	0.05	1410	47	NMRV-P030/063	NRV-P030/063
2102	0.3	60	50	3000	0.04	1410	47	NMRV-P030/063	NRV-P030/063
2102	0.2	80	50	4000	0.03	1410	47	NMRV-P030/063	NRV-P030/063
1327	0.2	50	100	5000	0.02	1410	47	NMRV-P030/063	NRV-P030/063
2433	8.8	10	10	100	0.52	1407	79	NMRV-P040/063	NRV-P040/063
2404	5.8	10	15	150	0.37	1410	79	NMRV-P040/063	NRV-P040/063
2239	4.4	10	20	200	0.27	1410	79	NMRV-P040/063	NRV-P040/063
2044	3.5	10	25	250	0.21	1410	79	NMRV-P040/063	NRV-P040/063
2530	2.9	10	30	300	0.24	1410	79	NMRV-P040/063	NRV-P040/063
2258	2.2	10	40	400	0.17	1410	79	NMRV-P040/063	NRV-P040/063
2044	1.8	20	25	500	0.11	1410	79	NMRV-P040/063	NRV-P040/063
2530	1.5	20	30	600	0.13	1410	79	NMRV-P040/063	NRV-P040/063
2530	1.2	25	30	750	0.11	1410	79	NMRV-P040/063	NRV-P040/063
2530	1.0	30	30	900	0.10	1410	79	NMRV-P040/063	NRV-P040/063
2530	0.7	40	30	1200	0.08	1410	79	NMRV-P040/063	NRV-P040/063
2530	0.6	50	30	1500	0.07	1410	79	NMRV-P040/063	NRV-P040/063

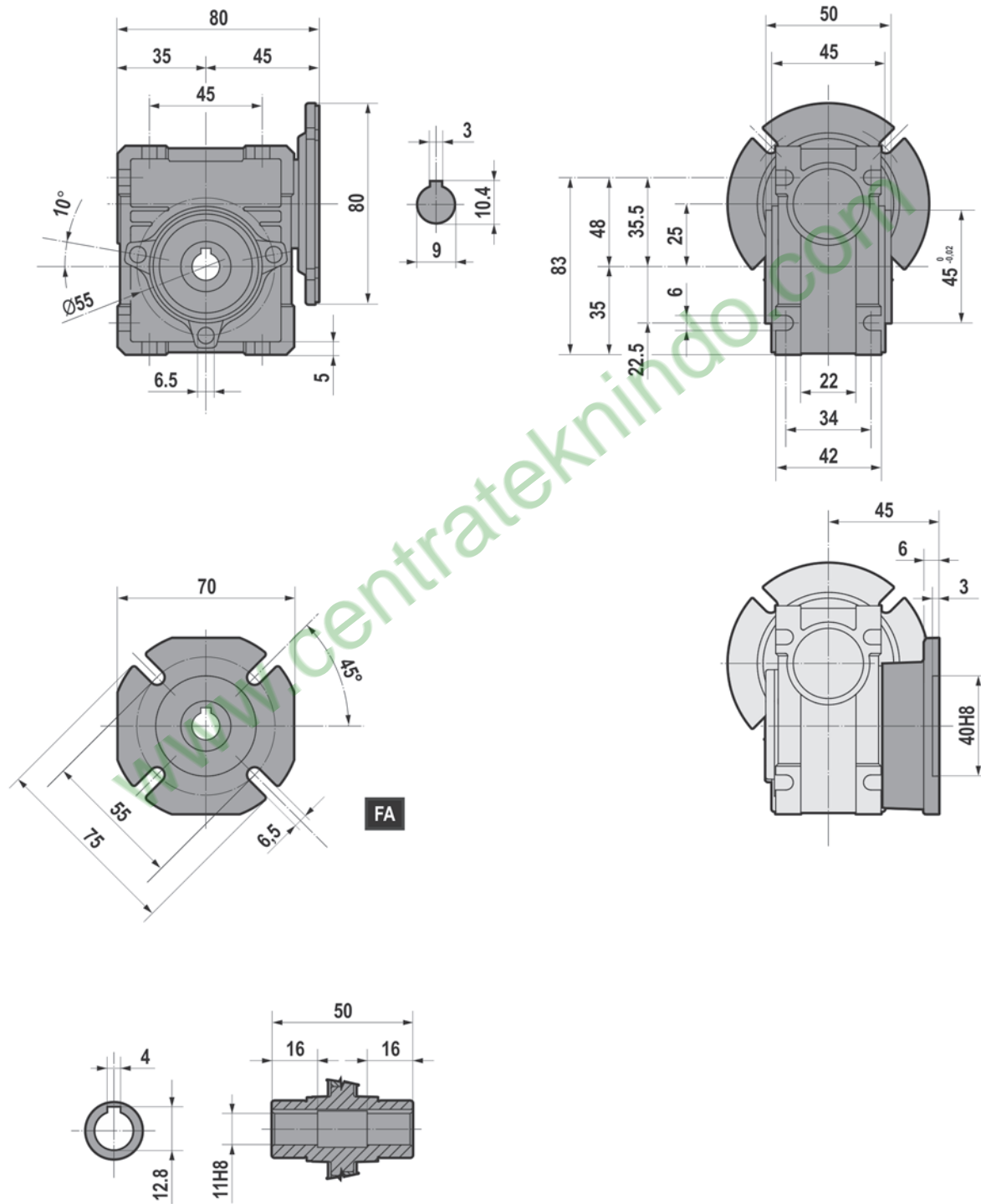
Maximum Torque in-lbs	Output Speed RPM	Ratio Stage 1	Ratio Stage 2	Total Ratio i	Maximum Power HP	OHL		Gear Reducer	
						Output Shaft lbs	Input Shaft lbs	Motorized Input	Shaft Input
2530	0.5	60	30	1800	0.06	1410	79	NMRV-P040/063	NRV-P040/063
2258	0.4	60	40	2400	0.04	1410	79	NMRV-P040/063	NRV-P040/063
2102	0.3	60	50	3000	0.04	1410	79	NMRV-P040/063	NRV-P040/063
2102	0.2	80	50	4000	0.03	1410	79	NMRV-P040/063	NRV-P040/063
2102	0.2	100	50	5000	0.03	1410	79	NMRV-P040/063	NRV-P040/063
3358	8.8	10	10	100	0.71	1659	79	NMRV-P040/075	NRV-P040/075
3765	5.8	10	15	150	0.56	1659	79	NMRV-P040/075	NRV-P040/075
3715	4.4	10	20	200	0.44	1659	79	NMRV-P040/075	NRV-P040/075
3358	3.5	10	25	250	0.33	1659	79	NMRV-P040/075	NRV-P040/075
3969	2.9	10	30	300	0.36	1659	79	NMRV-P040/075	NRV-P040/075
3663	2.2	10	40	400	0.27	1659	79	NMRV-P040/075	NRV-P040/075
3256	1.8	10	50	500	0.21	1659	79	NMRV-P040/075	NRV-P040/075
3969	1.5	20	30	600	0.19	1659	79	NMRV-P040/075	NRV-P040/075
3969	1.2	25	30	750	0.16	1659	79	NMRV-P040/075	NRV-P040/075
3969	1.0	30	30	900	0.15	1659	79	NMRV-P040/075	NRV-P040/075
3969	0.7	40	30	1200	0.12	1659	79	NMRV-P040/075	NRV-P040/075
3969	0.6	50	30	1500	0.10	1659	79	NMRV-P040/075	NRV-P040/075
3969	0.5	60	30	1800	0.09	1659	79	NMRV-P040/075	NRV-P040/075
3663	0.4	60	40	2400	0.07	1659	79	NMRV-P040/075	NRV-P040/075
3256	0.3	60	50	3000	0.05	1659	79	NMRV-P040/075	NRV-P040/075
3256	0.2	80	50	4000	0.04	1659	79	NMRV-P040/075	NRV-P040/075
3256	0.2	100	50	5000	0.04	1659	79	NMRV-P040/075	NRV-P040/075
3443	8.8	10	10	100	0.71	1838	79	NMRV-P040/090	NRV-P040/090
4888	5.8	10	15	150	0.71	1839	79	NMRV-P040/090	NRV-P040/090
5397	4.4	10	20	200	0.61	1839	79	NMRV-P040/090	NRV-P040/090
5043	3.5	10	25	250	0.48	1839	79	NMRV-P040/090	NRV-P040/090
6194	2.9	10	30	300	0.53	1839	79	NMRV-P040/090	NRV-P040/090
5397	2.2	10	40	400	0.37	1839	79	NMRV-P040/090	NRV-P040/090
4955	1.8	10	50	500	0.30	1839	79	NMRV-P040/090	NRV-P040/090
6194	1.5	20	30	600	0.29	1839	79	NMRV-P040/090	NRV-P040/090
6194	1.2	25	30	750	0.24	1839	79	NMRV-P040/090	NRV-P040/090
6194	1.0	30	30	900	0.22	1839	79	NMRV-P040/090	NRV-P040/090
6194	0.7	40	30	1200	0.17	1839	79	NMRV-P040/090	NRV-P040/090
6194	0.6	50	30	1500	0.15	1839	79	NMRV-P040/090	NRV-P040/090
6194	0.5	60	30	1800	0.13	1839	79	NMRV-P040/090	NRV-P040/090
5397	0.4	60	40	2400	0.09	1839	79	NMRV-P040/090	NRV-P040/090
4955	0.3	60	50	3000	0.07	1839	79	NMRV-P040/090	NRV-P040/090
4955	0.2	80	50	4000	0.06	1839	79	NMRV-P040/090	NRV-P040/090
4955	0.2	100	50	5000	0.06	1839	79	NMRV-P040/090	NRV-P040/090
5220	8.8	10	10	100	1.05	1838	110	NMRV-P050/090	NRV-P050/090
5840	5.8	10	15	150	0.83	1839	110	NMRV-P050/090	NRV-P050/090
5397	4.4	10	20	200	0.60	1839	110	NMRV-P050/090	NRV-P050/090
5043	3.5	10	25	250	0.47	1839	110	NMRV-P050/090	NRV-P050/090
6194	2.9	10	30	300	0.52	1839	110	NMRV-P050/090	NRV-P050/090
5397	2.2	10	40	400	0.37	1839	110	NMRV-P050/090	NRV-P050/090
5043	1.8	20	25	500	0.26	1839	110	NMRV-P050/090	NRV-P050/090
6194	1.5	20	30	600	0.28	1839	110	NMRV-P050/090	NRV-P050/090
6194	1.2	25	30	750	0.24	1839	110	NMRV-P050/090	NRV-P050/090
6194	1.0	30	30	900	0.21	1839	110	NMRV-P050/090	NRV-P050/090
6194	0.7	40	30	1200	0.17	1839	110	NMRV-P050/090	NRV-P050/090
6194	0.6	50	30	1500	0.15	1839	110	NMRV-P050/090	NRV-P050/090
6194	0.5	60	30	1800	0.13	1839	110	NMRV-P050/090	NRV-P050/090
5397	0.4	60	40	2400	0.09	1839	110	NMRV-P050/090	NRV-P050/090
4955	0.3	60	50	3000	0.07	1839	110	NMRV-P050/090	NRV-P050/090
4955	0.2	80	50	4000	0.06	1839	110	NMRV-P050/090	NRV-P050/090
4955	0.2	100	50	5000	0.05	1839	110	NMRV-P050/090	NRV-P050/090
6593	8.8	10	10	100	1.33	2320	110	NMRV-P050/110	NRV-P050/110
9483	5.8	10	15	150	1.33	2320	110	NMRV-P050/110	NRV-P050/110

Maximum Torque in-lbs	Output Speed RPM	Ratio Stage 1	Ratio Stage 2	Total Ratio i	Maximum Power HP	OHL		Gear Reducer	
						Output Shaft lbs	Input Shaft lbs	Motorized Input	Shaft Input
10078	4.4	10	20	200	1.09	2320	110	NMRV-P050/110	NRV-P050/110
10379	3.5	10	25	250	0.92	2320	110	NMRV-P050/110	NRV-P050/110
11193	2.9	10	30	300	0.94	2320	110	NMRV-P050/110	NRV-P050/110
10485	2.2	10	40	400	0.68	2320	110	NMRV-P050/110	NRV-P050/110
10379	1.8	20	25	500	0.51	2320	110	NMRV-P050/110	NRV-P050/110
11193	1.5	20	30	600	0.52	2320	110	NMRV-P050/110	NRV-P050/110
11193	1.2	25	30	750	0.43	2320	110	NMRV-P050/110	NRV-P050/110
11193	1.0	30	30	900	0.39	2320	110	NMRV-P050/110	NRV-P050/110
11193	0.7	40	30	1200	0.31	2320	110	NMRV-P050/110	NRV-P050/110
11193	0.6	50	30	1500	0.27	2320	110	NMRV-P050/110	NRV-P050/110
11193	0.5	60	30	1800	0.24	2320	110	NMRV-P050/110	NRV-P050/110
10485	0.4	60	40	2400	0.17	2320	110	NMRV-P050/110	NRV-P050/110
9733	0.3	60	50	3000	0.13	2320	110	NMRV-P050/110	NRV-P050/110
9733	0.2	80	50	4000	0.11	2320	110	NMRV-P050/110	NRV-P050/110
9733	0.2	100	50	5000	0.10	2320	110	NMRV-P050/110	NRV-P050/110
9972	8.8	10	10	100	2.01	2320	157	NMRV-P063/110	NRV-P063/110
10582	5.8	10	15	150	1.48	2320	157	NMRV-P063/110	NRV-P063/110
10078	4.4	10	20	200	1.09	2320	157	NMRV-P063/110	NRV-P063/110
10379	3.5	10	25	250	0.92	2320	157	NMRV-P063/110	NRV-P063/110
11193	2.9	10	30	300	0.94	2320	157	NMRV-P063/110	NRV-P063/110
10485	2.2	10	40	400	0.68	2320	157	NMRV-P063/110	NRV-P063/110
10379	1.8	20	25	500	0.50	2320	157	NMRV-P063/110	NRV-P063/110
11193	1.5	20	30	600	0.51	2320	157	NMRV-P063/110	NRV-P063/110
11193	1.2	25	30	750	0.42	2320	157	NMRV-P063/110	NRV-P063/110
11193	1.0	30	30	900	0.37	2320	157	NMRV-P063/110	NRV-P063/110
11193	0.7	40	30	1200	0.30	2320	157	NMRV-P063/110	NRV-P063/110
11193	0.6	50	30	1500	0.26	2320	157	NMRV-P063/110	NRV-P063/110
11193	0.5	60	30	1800	0.23	2320	157	NMRV-P063/110	NRV-P063/110
10485	0.4	60	40	2400	0.16	2320	157	NMRV-P063/110	NRV-P063/110
9733	0.3	60	50	3000	0.13	2320	157	NMRV-P063/110	NRV-P063/110
9733	0.2	80	50	4000	0.11	2320	157	NMRV-P063/110	NRV-P063/110
9733	0.2	100	50	5000	0.09	2320	157	NMRV-P063/110	NRV-P063/110
10967	8.8	10	10	100	2.21	3035	157	NMRV-P063/130	NRV-P063/130
15042	5.8	10	15	150	2.16	3035	157	NMRV-P063/130	NRV-P063/130
14157	4.4	10	20	200	1.54	3035	157	NMRV-P063/130	NRV-P063/130
13538	3.5	10	25	250	1.21	3035	157	NMRV-P063/130	NRV-P063/130
15573	2.9	10	30	300	1.28	3035	157	NMRV-P063/130	NRV-P063/130
14599	2.2	10	40	400	0.95	3035	157	NMRV-P063/130	NRV-P063/130
13715	1.8	10	50	500	0.75	3035	157	NMRV-P063/130	NRV-P063/130
15573	1.5	20	30	600	0.70	3035	157	NMRV-P063/130	NRV-P063/130
15573	1.2	25	30	750	0.57	3035	157	NMRV-P063/130	NRV-P063/130
15573	1.0	30	30	900	0.51	3035	157	NMRV-P063/130	NRV-P063/130
15573	0.7	40	30	1200	0.41	3035	157	NMRV-P063/130	NRV-P063/130
15573	0.6	50	30	1500	0.35	3035	157	NMRV-P063/130	NRV-P063/130
15573	0.5	60	30	1800	0.31	3035	157	NMRV-P063/130	NRV-P063/130
14599	0.4	60	40	2400	0.23	3035	157	NMRV-P063/130	NRV-P063/130
13715	0.3	60	50	3000	0.18	3035	157	NMRV-P063/130	NRV-P063/130
13715	0.2	80	50	4000	0.15	3035	157	NMRV-P063/130	NRV-P063/130
13715	0.2	100	50	5000	0.13	3035	157	NMRV-P063/130	NRV-P063/130
20040	5.8	7.5	20	150	2.81	4047	157	NMRV-P063/150	NRV-P063/150
20310	4.4	10	20	200	2.21	4047	157	NMRV-P063/150	NRV-P063/150
18139	3.5	10	25	250	1.62	4047	157	NMRV-P063/150	NRV-P063/150
20704	2.9	15	20	300	1.56	4047	157	NMRV-P063/150	NRV-P063/150
23624	2.2	10	40	400	1.51	4047	157	NMRV-P063/150	NRV-P063/150
20616	1.8	10	50	500	1.12	4047	157	NMRV-P063/150	NRV-P063/150
23624	1.5	15	40	600	1.04	4047	157	NMRV-P063/150	NRV-P063/150
20616	1.2	15	50	750	0.78	4047	157	NMRV-P063/150	NRV-P063/150
18581	1.0	30	30	900	0.57	4047	157	NMRV-P063/150	NRV-P063/150

Maximum Torque in-lbs	Output Speed RPM	Ratio Stage 1	Ratio Stage 2	Total Ratio i	Maximum Power HP	OHL		Gear Reducer	
						Output Shaft lbs	Input Shaft lbs	Motorized Input	Shaft Input
23624	0.7	30	40	1200	0.60	4047	157	NMRV-P063/150	NRV-P063/150
18581	0.5	60	30	1800	0.34	4047	157	NMRV-P063/150	NRV-P063/150
23624	0.4	60	40	2400	0.36	4047	157	NMRV-P063/150	NRV-P063/150
20616	0.3	60	50	3000	0.27	4047	157	NMRV-P063/150	NRV-P063/150
20616	0.2	80	50	4000	0.23	4047	157	NMRV-P063/150	NRV-P063/150
20616	0.2	100	50	5000	0.20	4047	157	NMRV-P063/150	NRV-P063/150

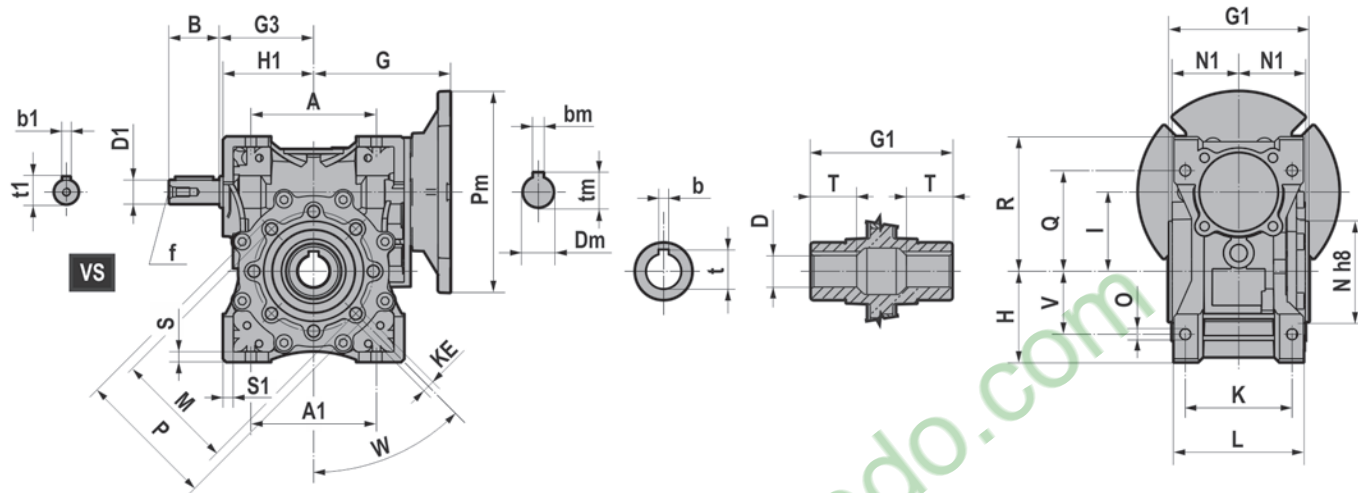
www.centrateknindo.com

NMRV 025 - Dimensions



- Weight without motor ~1.54 lb
- the above values are expressed in millimeters

NMRV/NMRV-P 030-150 - Dimensions



	025	030	040	050	063	075	090	110	130	150
A	1.77	2.13	2.76	3.15	3.94	4.72	5.51	6.69	7.87	9.45
A1	1.77	2.13	2.76	3.15	3.94	4.72	5.51	6.46 - 6.69	7.87	9.45
B	-	1.18	1.18	1.57	1.97	2.36	2.36	2.76	3.15	3.15
D	-	0.625	0.750	1.000	1.125	1.250	1.375	1.625	1.750	2.000
D1	-	0.375	0.500	0.625	0.750	0.875	0.875	1.125	1.250	1.375
G	-	2.64	3.15	3.54	4.82	5.51 (56C/140TC) 5.89 (180TC)	6.24 (56C/140TC) 6.63 (180TC)	6.24 (140TC) 7.15 (180TC)	7.60	8.46
G1	1.97	2.48	3.07	3.62	4.41	4.72	5.51	6.10	6.69	7.87
G3	-	1.77	2.09	2.52	2.95	3.54	4.25	5.31	6.10	6.89
H	1.38	1.57	1.97	2.36	2.83	3.39	4.06	5.02	5.81	6.69
H1	1.38	1.57	1.97	2.36	2.83	3.50	4.06	5.02	5.81	6.69
I	0.98	1.18	1.57	1.97	2.48	2.95	3.54	4.33	5.12	5.91
K	1.34	1.73	2.36	2.76	3.35	3.54 - 3.74	3.94	4.53	4.72	5.71
KE	6.5 n°3	M6*11 n°4	M6*11 n°4	M8*10 n°4	M8*14 n°8	M8*14 n°8	M10*18 n°8	M10*18 n°8	M12*21 n°8	M12*21 n°8
L	1.65	2.20	2.80	3.35	4.06	4.41	5.12	5.67	6.10	7.28
M	2.17	2.56	2.95	3.35	3.74	4.53	5.12	6.50	8.46	8.46
N	1.77	2.17	2.36	2.76	3.15	3.74	4.33	5.12	7.09	7.09
N1	0.89	1.14	1.44	1.71	2.09	2.24	2.64	2.91	3.19	3.78
O	0.24	0.26	0.26	0.33	0.33	0.43	0.51	0.55	0.63	0.71
P	-	2.95	3.43	3.94	4.33	5.16	6.30	7.87	9.84	9.84
Q	1.40	1.73	2.17	2.52	3.15	3.66	4.02	4.92	5.51	7.09
R	1.89	2.24	2.81	3.31	4.21	4.84	5.67	6.59	7.38	9.06
S	0.20	0.22	0.26	0.28	0.31	0.39	0.43	0.57	0.61	0.71
S1	0.20	0.22	0.26	0.28	0.31	0.51	0.43	0.57	0.61	0.71
T	0.63	0.83	1.02	1.18	1.42	1.57	1.77	1.97	2.36	2.85
V	0.89	1.06	1.38	1.57	1.97	2.36	2.76	3.23 - 3.35	3.94	4.72
W	0°	0°	45°	45°	45°	45°	45°	45°	45°	45°
b	-	0.1875	0.1875	0.250	0.250	0.250	0.3125	0.375	0.375	0.500
t	-	0.71	0.84	1.11	1.24	1.37	1.52	1.80	1.92	2.22
b1	-	0.09375	0.125	0.1875	0.1875	0.1875	0.1875	0.250	0.250	0.3125
t1	-	0.42	0.55	0.70	0.83	0.96	0.96	1.24	1.36	1.15
f	-	-	-	1/4-20	1/4-20	1/4-20	1/4-20	3/8-16	1/2-13	1/2-13
~lb	2	3	5	8	14	20	29	46	96	170

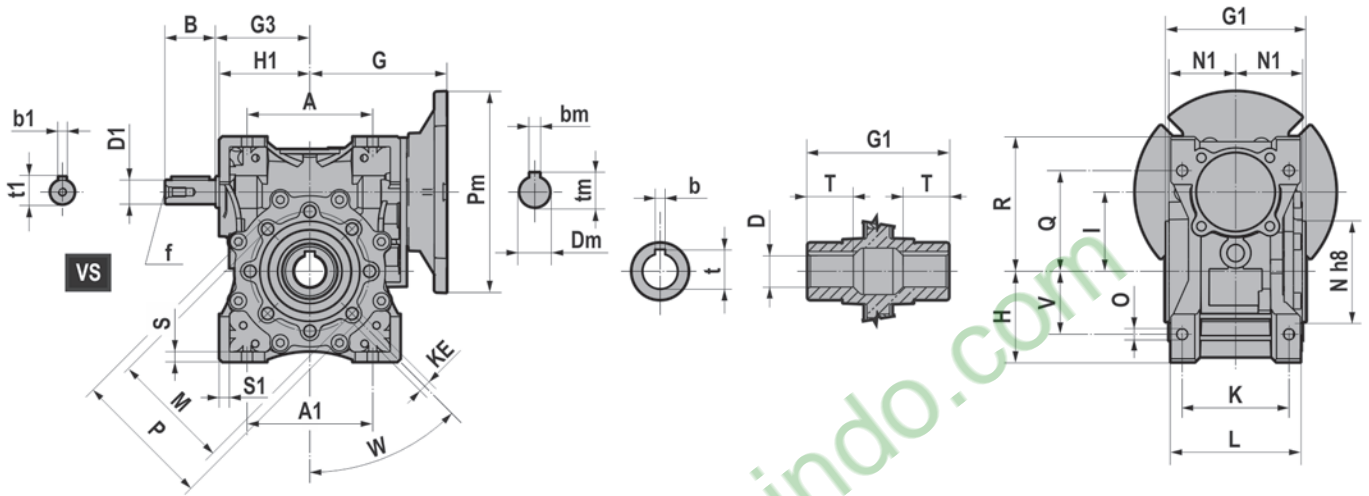
With lubricant
 Without lubricant

(..) Only on request

Dimensions D have tolerance of +0.001 - 0
Dimensions D1 have tolerance of +0 - 0.0005

- For the dimensions concerning the motor connection area (Pm, Dm, bm, tm) please refer to the table shown at page 106.

NMRV/NMRV-P 030-150F Output Flange Style

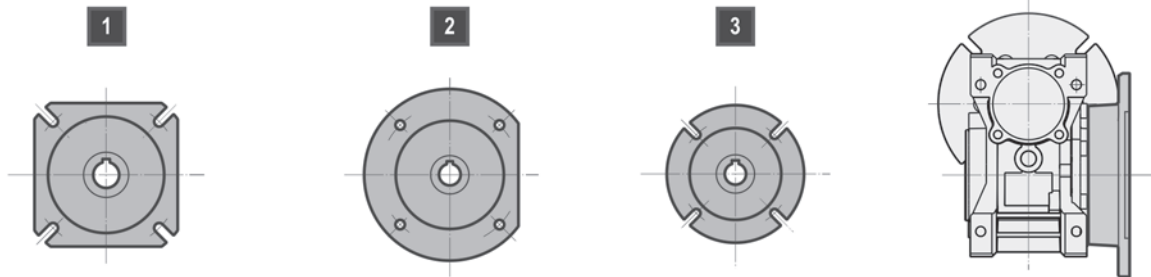


IEC input flange and metric shaft options

Dimensions are in mm

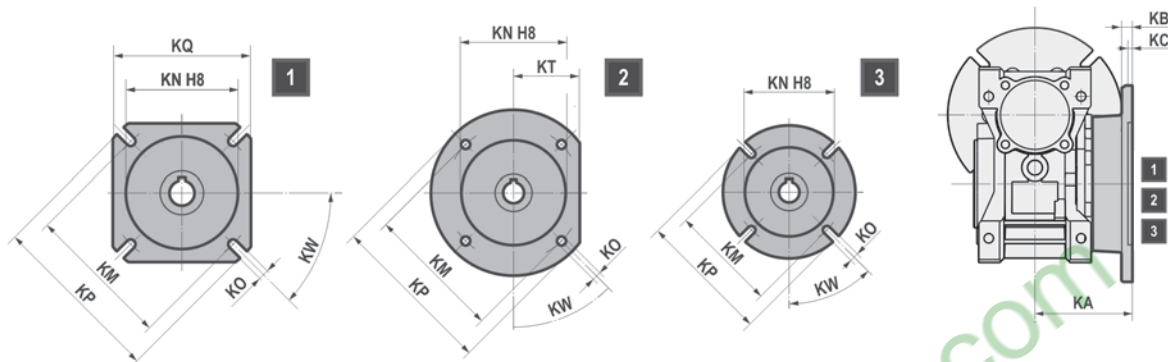
	025	030	040	050	063	075	090	110	130	150
D (H8)	11	14	18 (19)	25 (24)	25 (28)	28 (30) (32) (35)	35 (38) (40)	42	45	50
D1 (j6)	-	9	11	14	19	24	24	28	30	35
G	45	55	70	80	109	126.5	145	185.5 (input flange 132) 168 (input flange 80-112)	180	210
b	4	5	6 (6)	8 (8)	8 (8)	8 (8) (10) (10)	10 (10) (12)	12	14	14
t	12.8	16.3	20.8 (21.8)	28.3 (27.3)	28.3 (31.3)	31.3 (33.3) (35.3) (38.3)	38.3 (41.3) (43.3)	45.3	48.8	53.8
b1	-	3	4	5	6	8	8	8	8	10
t1	-	10.2	12.5	16	21.5	27	27	31	33	38
f	-	-	-	M6	M6	M8	M8	M10	M10	M12

NMRV/NMRV-P 030-150F Output Flange Style



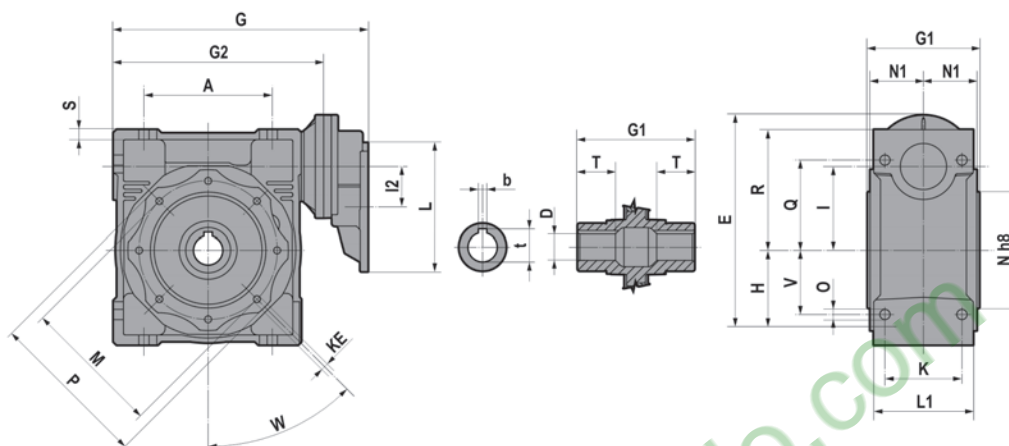
	030	040	050	063	075	090	110	130	150
FA	1	1	1	1	1	1	1	1	1
FB	-	1	1	1	3	2	1	-	-
FC	-	2	2	2	-	3	-	-	-
FD	-	2	2	2	-	1	-	-	-
FE	-	-	-	3	-	-	-	-	-

NMRV/NMRV-P030-150F - Dimensions



		025	030	040	050	063	075	090	110	130	150
FA	KA	1.77	2.15	2.64	3.54	3.23	4.37	4.37	5.16	5.51	6.10
	KB	0.24	0.24	0.28	0.35	0.39	0.51	0.51	0.59	0.59	0.59
	KC	0.12	0.16	0.16	0.20	0.24	0.24	0.24	0.24	0.24	0.24
	KN	1.57	1.97	2.36	2.76	4.53	5.12	5.98	6.69	7.09	7.09
	KM	2.17	2.68	3.15 min	3.54 min	5.91	6.50	6.89	9.06	10.04	10.04
	KO	0.26 (n°4)	0.26 (n°4)	0.35 (n°4)	0.43 (n°4)	0.43 (n°4)	0.55 (n°4)	0.55 (n°4)	0.55 (n°8)	0.63 (n°8)	0.63 (n°8)
	KP	2.95	3.15	4.33	4.92	7.09	7.87	8.27	11.02	12.60	12.60
	KQ	2.76	2.76	3.74	4.33	5.59	6.69	7.87	10.24	11.42	11.42
KW	45°	45°	45°	45°	45°	45°	45°	45°	45°	22.5°	22.5°
FB	KA	-	-	3.82	4.72	4.41	3.54	4.80	7.09	-	-
	KB	-	-	0.28	0.35	0.39	0.51	0.71	0.59	-	-
	KC	-	-	0.16	0.20	0.24	0.24	0.24	0.24	-	-
	KN	-	-	2.36	2.76	4.53	4.33	7.09	6.69	-	-
	KM	-	-	3.15 min	3.54 min	5.91	5.12	8.46	9.06	-	-
	KO	-	-	0.35 (n°4)	0.43 (n°4)	0.43 (n°4)	0.55 (n°4)	0.55 (n°4)	0.55 (n°8)	-	-
	KP	-	-	4.33	4.92	7.09	6.30	9.84	11.02	-	-
	KQ	-	-	3.74	4.33	5.59	-	-	10.24	-	-
FC	KA	-	-	3.15	3.50	3.86	-	4.33	-	-	-
	KB	-	-	0.35	0.39	0.39	-	0.67	-	-	-
	KC	-	-	0.20	0.20	0.20	-	0.24	-	-	-
	KN	-	-	3.74	4.33	5.12	-	5.12	-	-	-
	KM	-	-	4.53	5.12	6.50	-	6.50	-	-	-
	KO	-	-	0.37 (n°4)	0.37 (n°4)	0.43 (n°4)	-	0.43 (n°4)	-	-	-
	KP	-	-	5.51	6.30	7.87	-	7.87	-	-	-
	KQ	-	-	2.20	2.60	3.15	-	-	-	-	-
FD	KA	-	-	2.28	2.83	4.21	-	5.94	-	-	-
	KB	-	-	0.47	0.57	0.39	-	0.51	-	-	-
	KC	-	-	0.20	0.20	0.20	-	0.24	-	-	-
	KN	-	-	3.15	3.74	5.12	-	5.98	-	-	-
	KM	-	-	3.94	4.53	6.50	-	6.89	-	-	-
	KO	-	-	0.35 (n°4)	0.43 (n°4)	0.43 (n°4)	-	0.55 (n°4)	-	-	-
	KP	-	-	4.72	5.51	7.87	-	8.27	-	-	-
	KQ	-	-	-	-	-	-	7.87	-	-	-
FE	KA	-	-	-	-	3.17	-	-	-	-	-
	KB	-	-	-	-	0.65	-	-	-	-	-
	KC	-	-	-	-	0.20	-	-	-	-	-
	KN	-	-	-	-	4.33	-	-	-	-	-
	KM	-	-	-	-	5.12	-	-	-	-	-
	KO	-	-	-	-	0.43 (n°4)	-	-	-	-	-
	KP	-	-	-	-	6.30	-	-	-	-	-
KW	-	-	-	-	45°	-	-	-	-	-	

PC+NMRV - Dimensions



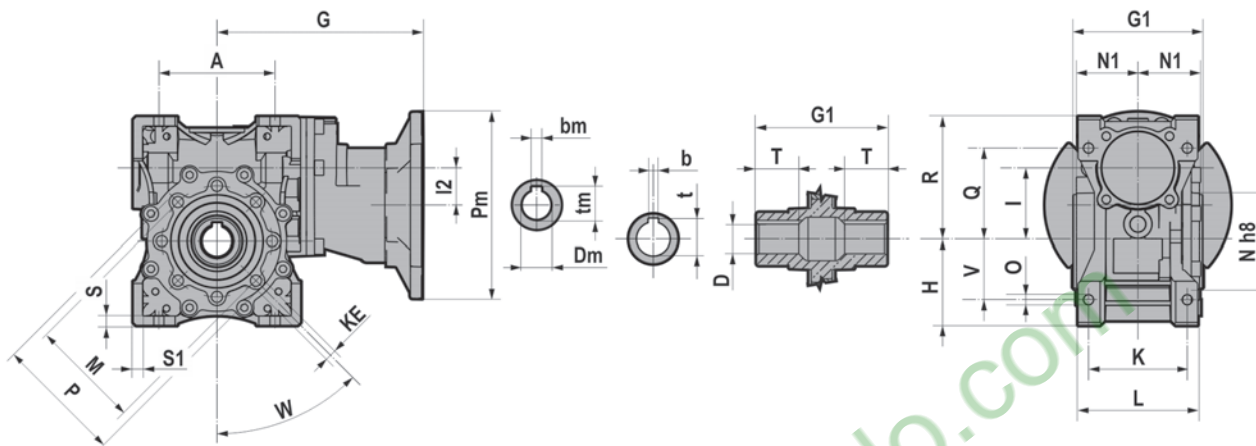
	PC063+NMRV		PC071+NMRV	PC080 / PC090+NMRV
	040	050	050	130
A	2.76	3.15	3.15	7.87
E	5.79	6.57	6.99	14.07
G	6.50	7.28	7.60	15.61
G1	3.07	3.62	3.62	6.69
G2	4.72	5.51	5.51	12.89
H	1.97	2.36	2.36	5.81
I	1.57	1.97	1.97	5.12
I2	1.57	1.57	1.97	2.48
L	5.51	5.51	6.30	7.87
L1	2.80	3.35	3.35	6.10
K	2.36	2.76	2.76	4.72
KE	M6*11(4)	M8*10(4)	M8*10(4)	M12*21(8)
M	2.95	3.35	3.35	8.46
N	2.36	2.76	2.76	7.09
N1	1.44	1.71	1.71	3.19
O	0.26	0.33	0.33	0.63
P	3.43	3.94	3.94	9.84
Q	2.17	2.52	2.52	5.51
R	2.81	3.31	3.31	7.38
S	0.26	0.28	0.28	0.61
T	1.02	1.18	1.18	2.36
V	1.38	1.57	1.57	3.94
W	45°	45°	45°	45°
D	0.750	1.000	1.000	1.750
b	0.1875	0.250	0.250	0.375
t	0.84	1.11	1.11	1.92
~lb	8	10	11	113

IEC input flange and metric shaft options

	40	50	130
D (H8)	18 (19)	25 (24)	45
b	6 (6)	8 (8)	14
t	20.8 (21.8)	28.3 (27.3)	48.8

- For all other dimensions, please consider the drawing of relevant NMRV size.
- ~lb Weight without motor

NMRVpower/HW - Dimensions



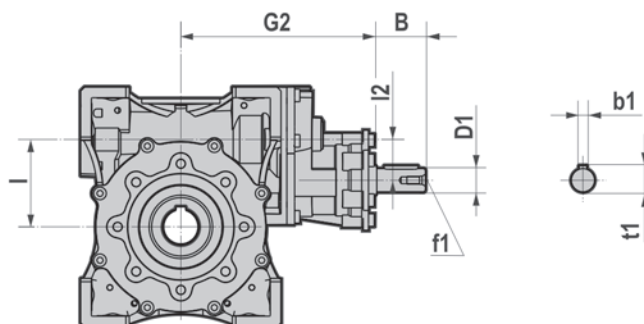
	HW030		HW040	
	56C/140TC		56C/140TC/180TC	
	NMRVpower 063	NMRVpower 075	NMRVpower 090	NMRVpower 110
A	3.94	4.72	5.51	6.69
G	7.48	8.17	9.11	10.02 (56C/140TC) 10.40 (180TC)
G1	4.41	4.72	5.51	6.10
H	2.83	3.39	4.06	5.02
I	2.48	2.95	3.54	4.33
I2	1.26	1.26	1.65	1.65
L	4.06	4.41	5.12	5.67
K	3.35	3.54 - 3.74	3.94	4.53
KE	M8*14(8)	M8*14(8)	M10*18(8)	M10*18(8)
M	3.74	4.53	5.12	6.50
N	3.15	3.74	4.33	5.12
N1	2.09	2.20	2.64	2.91
O	0.33	0.43	0.51	0.55
P	4.33	5.16	5.98	7.40
Q	3.15	3.66	4.02	4.92
R	4.21	4.84	5.67	6.59
S	0.31	0.39	0.43	0.63
S1	0.31	0.51	0.43	0.63
T	1.42	1.57	1.77	1.97
V	1.97	2.36	2.76	3.35
W	45°	45°	45°	45°
D	1.125	1.250	1.375	1.625
b	0.250	0.250	0.3125	0.375
t	1.24	1.37	1.52	1.80
~lb	16	22	32	54

IEC input flange and metric shaft options

	HW030		HW040	
	056/063/071/080		063/071/080/090	
	NMRVpower 063	NMRVpower 075	NMRVpower 090	NMRVpower 110
G	176.5 mm	194 mm	218 mm	241 mm
D (H8)	25 (28) mm	28 (35) mm	35 mm	42 mm
b	8 (8) mm	8 (10) mm	10 mm	12 mm
t	28.3 (31.3) mm	31.3 (38.3) mm	38.3 mm	45.3 mm

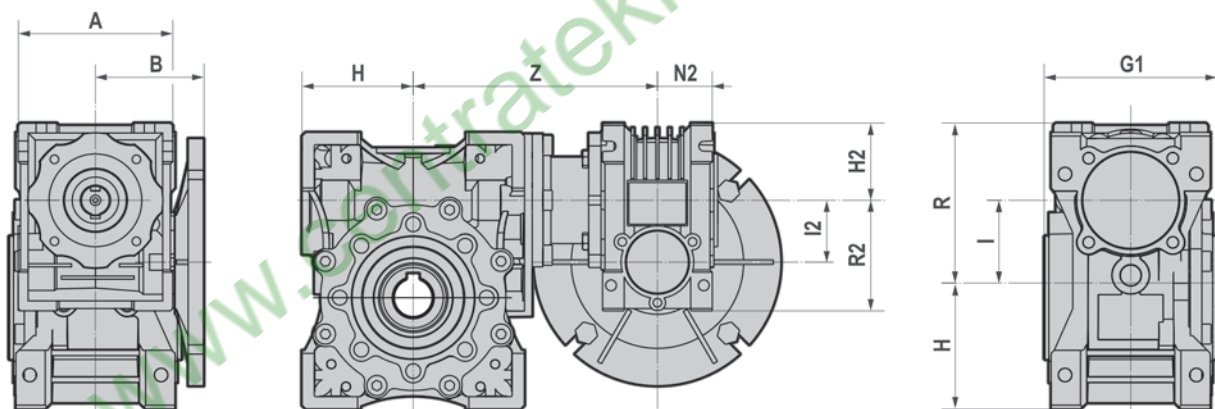
- For the dimensions concerning the motor connection area (Pm, Dm, bm, tm) please refer to the table shown at page 106.
- For all other dimensions, please consider the drawing of relevant NMRV size.
- ~lb Weight without motor

NMRVpower/IHW - Dimensions



IHW040	B	G2	I	I2	D1	b1	t1	f1	~lb
NMRVpower 090	1.57	8.05	3.54	1.65	19 mm j6	6 mm	21.5 mm	M6	32
NMRVpower 110	1.97	8.96	4.33	1.65	24 mm j6	8 mm	27 mm	M8	54

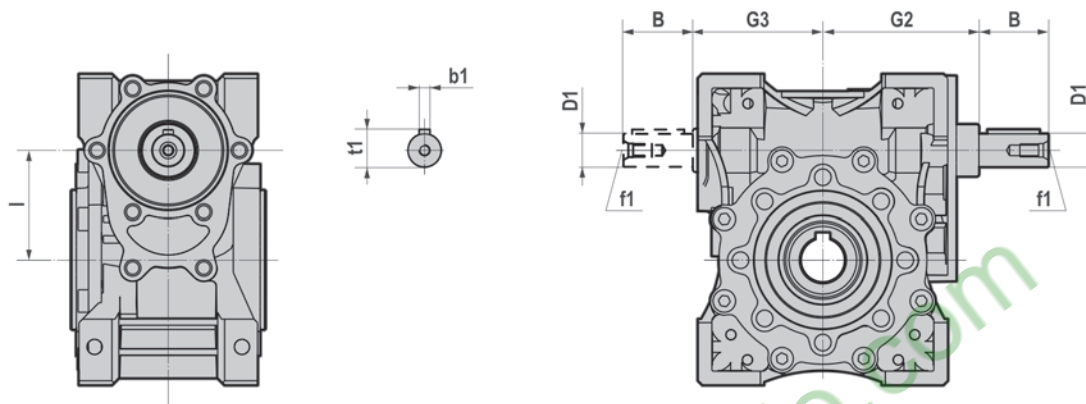
NMRV+NMRV - NMRV+NMRVpower - Dimensions



	A	B	G1	H	I	R	H2	I2	N2	R2	Z	~lb
025-030	2.76	1.77	2.48	1.57	1.18	2.24	1.38	0.98	0.89	1.89	4.53	4
025-040	2.76	1.77	3.07	1.97	1.57	2.81	1.38	0.98	0.89	1.89	4.53	7
030-040	3.15	2.17	3.07	1.97	1.57	2.81	1.57	1.18	1.14	2.24	4.80	8
030-050	3.15	2.17	3.62	2.36	1.97	3.31	1.57	1.18	1.14	2.24	5.20	10
030-063	3.15	2.17	4.41	2.83	2.48	4.21	1.57	1.18	1.14	2.24	5.91	16
040-050	3.94	2.76	3.62	2.36	1.97	3.31	1.97	1.57	1.44	2.81	5.53	13
040-063	3.94	2.76	4.41	2.83	2.48	4.21	1.97	1.57	1.44	2.81	6.34	19
040-075	3.94	2.76	4.72	3.50	2.95	4.84	1.97	1.57	1.44	2.81	7.03	25
040-090	3.94	2.76	5.51	4.06	3.54	5.67	1.97	1.57	1.44	2.81	7.76	34
050-075	4.72	3.15	4.72	3.50	2.95	4.84	2.36	1.97	1.71	3.31	7.70	28
050-090	4.72	3.15	5.51	4.06	3.54	5.67	2.36	1.97	1.71	3.31	8.43	36
050-110	4.72	3.15	6.10	5.02	4.33	6.59	2.36	1.97	1.71	3.31	9.33	54
063-075	5.67	4.29	4.72	3.50	2.95	4.84	2.83	2.48	2.09	4.21	7.70	34
063-090	5.67	4.29	5.51	4.06	3.54	5.67	2.83	2.48	2.09	4.21	8.43	42
063-110	5.67	4.29	6.10	5.02	4.33	6.59	2.83	2.48	2.09	4.21	9.33	60
063-130	5.67	4.29	6.69	5.81	5.12	7.38	2.83	2.48	2.09	4.21	9.65	119
063-150	5.67	4.29	7.87	6.69	5.91	9.06	2.83	2.48	2.09	4.21	10.83	199

- ~lb Weight without motor

NRV - NRVpower - Dimensions



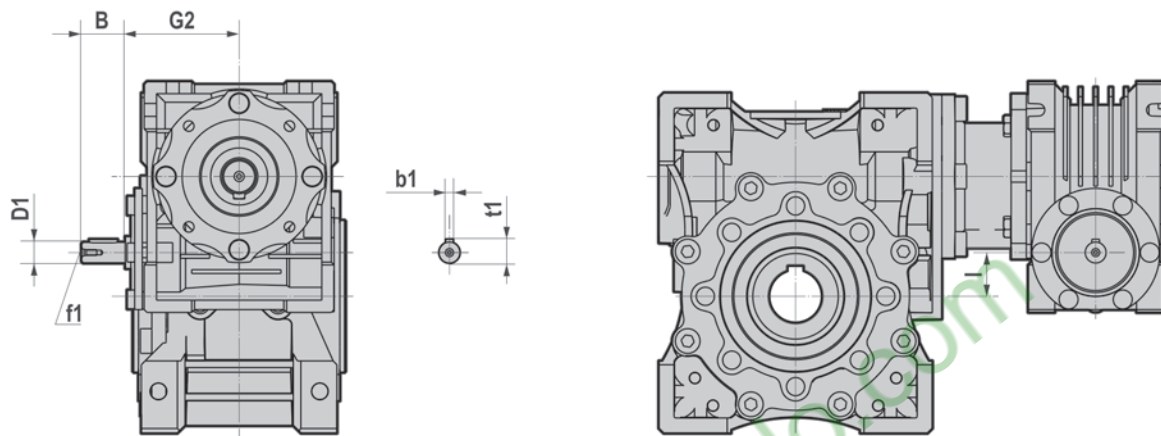
NRV-P	030	040	050	063	075	090	110	130	150
B	1.181	1.181	1.575	1.969	2.362	2.362	2.756	3.150	3.150
D1	0.375	0.500	0.625	0.750	0.875	0.875	1.125	1.250	1.375
G2	2.01	2.36	2.91	3.54	4.13	4.92	5.59	6.38	7.68
G3	1.77	2.09	2.52	2.95	3.54	4.25	5.31	6.10	6.89
I	1.18	1.57	1.97	2.48	2.95	3.54	4.33	5.12	5.91
b1	0.094	0.125	0.188	0.188	0.188	0.188	0.250	0.250	0.315
f1	-	-	1/4-20	1/4-20	1/4-20	1/4-20	3/8-16	1/2-13	1/2-13
t1	0.42	0.55	0.70	0.83	0.96	0.96	1.24	1.36	1.51

D1 dimension has tolerance of +0 -0.0005

Metric input shaft options

NRV-P	030	040	050	063	075	090	110	130	150
B	20 mm	23 mm	30 mm	40 mm	50 mm	50 mm	60 mm	80 mm	80 mm
D1 (j6)	9 mm	11 mm	14 mm	19 mm	24 mm	24 mm	28 mm	30 mm	35 mm
b1	3 mm	4 mm	5 mm	6 mm	8 mm	8 mm	8 mm	8 mm	10 mm
f1	-	-	M6	M6	M8	M8	M10	M10	M12
t1	10.2 mm	12.5 mm	16 mm	21.5 mm	27 mm	27 mm	31 mm	33 mm	38 mm

NRV+NMRV - NRV+NMRVpower - Dimensions



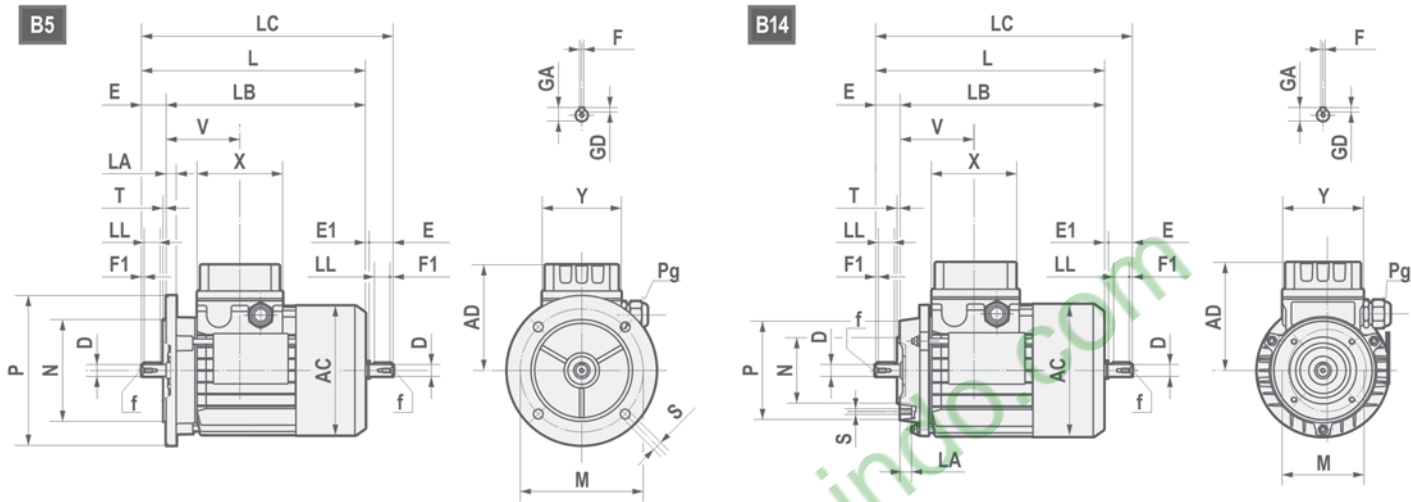
	030-040	030-050	030-063	040-050	040-063	040-075	040-090	050-090	050-110	063-110	063-130	063-150
B	1.181	1.181	1.181	1.181	1.181	1.181	1.181	1.575	1.575	1.969	1.969	1.969
D1	0.375	0.375	0.375	0.500	0.500	0.500	0.500	0.625	0.625	0.750	0.750	0.750
G2	2.01	2.01	2.01	2.36	2.36	2.36	2.36	2.91	2.91	3.54	3.54	3.54
l	0.39	0.78	1.30	0.39	0.91	1.38	1.97	1.57	2.36	1.85	2.64	3.43
b1	0.094	0.094	0.094	0.125	0.125	0.125	0.125	0.188	0.188	0.188	0.188	0.188
f1	-	-	-	-	-	-	-	1/4-20	1/4-20	1/4-20	1/4-20	1/4-20
t1	0.42	0.42	0.42	0.55	0.55	0.55	0.55	0.70	0.70	0.83	0.83	0.83

- For the missing dimensions, please consider the drawing of relevant NMRV size.

Metric input shaft options

	030-040	030-050	030-063	040-050	040-063	040-075	040-090	050-090	050-110	063-110	063-130	063-150
B	20 mm	20 mm	20 mm	23 mm	23 mm	23 mm	23 mm	30 mm	30 mm	40 mm	40 mm	40 mm
D1 (j6)	9 mm	9 mm	9 mm	11 mm	11 mm	11 mm	11 mm	14 mm	14 mm	19 mm	19 mm	19 mm
b1	3 mm	3 mm	3 mm	4 mm	4 mm	4 mm	4 mm	5 mm	5 mm	6 mm	6 mm	6 mm
f1	-	-	-	-	-	-	-	M6	M6	M6	M6	M6
t1	10.2 mm	10.2 mm	10.2 mm	12.5 mm	12.5 mm	12.5 mm	12.5 mm	16 mm	16 mm	21.5 mm	21.5 mm	21.5 mm

Electric motors



	AC	AD	L	LB	LC	X	Y	V	D	E	E1	f	F1	GA	F	GD	LL	Pg		
																		ø min	ø max	
63	121 mm	103.5 mm	211 mm	188 mm	235.5 mm	80 mm	74 mm	69 mm	11 mm j6	23 mm	1.5 mm	M4x10 mm	2.5 mm	12.5 mm	4 mm	4 mm	15 mm	M16x1.5 mm	5 mm	10 mm
71	139 mm	112 mm	238.5 mm	208.5 mm	271 mm	80 mm	74 mm	74.5 mm	14 mm j6	30 mm	2.5 mm	M5x12.5 mm	3 mm	16 mm	5 mm	5 mm	20 mm	M20x1.5 mm	6 mm	12 mm
80	158 mm	121.5 mm	272.5 mm	232.5 mm	314 mm	80 mm	74 mm	78 mm	19 mm j6	40 mm	1.5 mm	M6x16 mm	5 mm	21.5 mm	6 mm	6 mm	30 mm	M20x1.5 mm	6 mm	12 mm
90S	173 mm	129.5 mm	298 mm	248 mm	349.5 mm	98 mm	98 mm	89.5 mm	24 mm j6	50 mm	1.5 mm	M8x19 mm	5 mm	27 mm	8 mm	7 mm	35 mm	M25x1.5 mm	13 mm	18 mm
90L	173 mm	129.5 mm	323 mm	273 mm	374.5 mm	98 mm	98 mm	89.5 mm	24 mm j6	50 mm	1.5 mm	M8x19 mm	5 mm	27 mm	8 mm	7 mm	35 mm	M25x1.5 mm	13 mm	18 mm
100	191 mm	138.5 mm	368 mm	308 mm	431.5 mm	98 mm	98 mm	97.5 mm	28 mm j6	60 mm	3.5 mm	M10x22 mm	7.5 mm	31 mm	8 mm	7 mm	45 mm	M25x1.5 mm	13 mm	18 mm
112	210.5 mm	153.5 mm	382.5 mm	322.5 mm	447 mm	98 mm	98 mm	100 mm	28 mm j6	60 mm	3.5 mm	M10x22 mm	7.5 mm	31 mm	8 mm	7 mm	45 mm	M25x1.5 mm	13 mm	18 mm
132S	248.5 mm	195 mm	452 mm	372 mm	536.5 mm	118 mm	118 mm	115.5 mm	38 mm k6	80 mm	4 mm	M12x28 mm	10 mm	41 mm	10 mm	8 mm	60 mm	M32x1.5 mm	18 mm	25 mm
132L	248.5 mm	195 mm	490 mm	410 mm	574.5 mm	118 mm	118 mm	115.5 mm	38 mm k6	80 mm	4 mm	M12x28 mm	10 mm	41 mm	10 mm	8 mm	60 mm	M32x1.5 mm	18 mm	25 mm

B5	M	N	P	LA	S	T
63	115 mm	95 mm	140 mm	10 mm	9 mm	3 mm
71	130 mm	110 mm	160 mm	10 mm	9.5 mm	3.5 mm
80	165 mm	130 mm	200 mm	12 mm	11 mm	3.5 mm
90	165 mm	130 mm	200 mm	12 mm	11 mm	3.5 mm
100	215 mm	180 mm	250 mm	15 mm	14 mm	4 mm
112	215 mm	180 mm	250 mm	14.5 mm	14 mm	4 mm
132	265 mm	230 mm	300 mm	20 mm	14 mm	3.5 mm

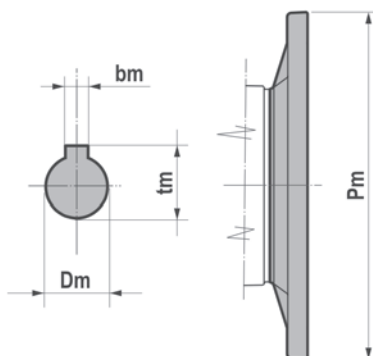
B14	M	N	P	LA	S	T
63	75 mm	60 mm	90 mm	10 mm	M5	2.5 mm
71	85 mm	70 mm	105 mm	10.5 mm	M6	2.5 mm
80	100 mm	80 mm	120 mm	10.5 mm	M6	3 mm
90	115 mm	95 mm	140 mm	11.5 mm	M8	3 mm
100	130 mm	110 mm	160 mm	15 mm	M8	3.5 mm
112	130 mm	110 mm	160 mm	11.5 mm	M8	3.5 mm
132	165 mm	130 mm	200 mm	20.5 mm	M10	3.5 mm

Nominal power (kW/HP)

	63A		63B		63C		63D		71A		71B		71C		80A		80B		80C		80D		90S	
2*	0.18	0.25	0.25	0.33	0.37	0.5	-	-	0.37	0.5	0.55	0.75	0.75	1.00	0.75	1	1.10	1.50	1.50	2	-	-	1.5	2
4*	0.12	0.16	0.18	0.25	0.22	0.3	0.25	0.33	0.25	0.33	0.37	0.5	0.55	0.75	0.55	0.75	0.75	1	0.92	1.2	1.10	1.5	1.1	1.5
6*	0.09	0.12	0.12	0.16	0.15	0.2	-	-	0.18	0.25	0.25	0.33	0.37	0.5	0.37	0.5	0.55	0.75	0.75	1	-	-	0.75	1
8*	-	-	-	-	0.07	0.09	-	-	0.09	0.12	0.12	0.16	0.18	0.25	0.18	0.25	0.25	0.33	0.37	0.5	-	-	0.37	0.5
	90L		90LB		100LA		100LB		112MA		112MB		132SA		132SB		132MA		132MB		132MC		160SA	
2*	2.2	3	-	-	3	4	4	5.5	4	5.5	5.5	7.5	5.5	7.5	7.5	10	9.2	12	11	15	-	-	11	15
4*	1.5	2	1.85	2.5	2.2	3	3	4	4	5.5	4.8	6.4	5.5	7.5	-	-	7.5	10	9.2	12	11	15	11	15
6*	1.1	1.5	-	-	1.5	2	1.85	2.5	2.2	3	3	4	3	4	-	-	4	5.5	-	-	-	-	-	-
8*	0.55	0.75	-	-	0.75	1	1.1	1.5	1.5	2	-	-	2.2	3	-	-	3	4	-	-	-	-	-	-

(*) Poles

Input flange - Dimensions



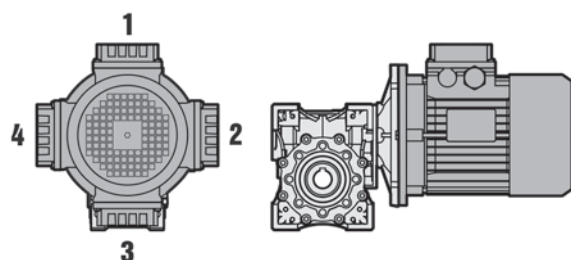
B5	IEC								
	056	063	071	080	090	100	112	132	160
Pm	120 mm	140 mm	160 mm	200 mm	200 mm	250 mm	250 mm	300 mm	350 mm
Dm	9 mm	11 mm	14 mm	19 mm	24 mm	28 mm	28 mm	38 mm	42 mm
bm	3 mm	4 mm	5 mm	6 mm	8 mm	8 mm	8 mm	10 mm	12 mm
tm	10.4 mm	12.8 mm	16.3 mm	21.8 mm	27.3 mm	31.3 mm	31.3 mm	41.3 mm	45.3 mm

B14	IEC						
	056	063	071	080	090	100	112
Pm	80 mm	90 mm	105 mm	120 mm	140 mm	160 mm	160 mm
Dm	9 mm	11 mm	14 mm	19 mm	24 mm	28 mm	28 mm
bm	3 mm	4 mm	5 mm	6 mm	8 mm	8 mm	8 mm
tm	10.4 mm	12.8 mm	16.3 mm	21.8 mm	27.3 mm	31.3 mm	31.3 mm

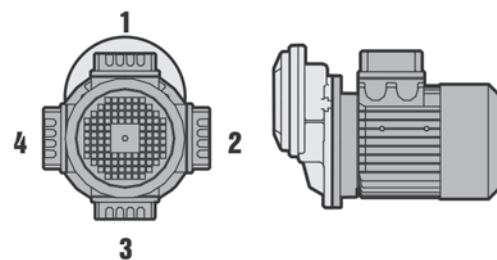
B14	NEMA			
	48C	56C	140TC	180TC
Pm	5.625	6.500	6.500	9.000
Dm	0.500	0.625	0.875	1.125
bm	0.1250	0.1875	0.1875	0.2500
tm	0.56	0.71	0.97	1.24

Position of terminal box

NMRV - NMRVpower

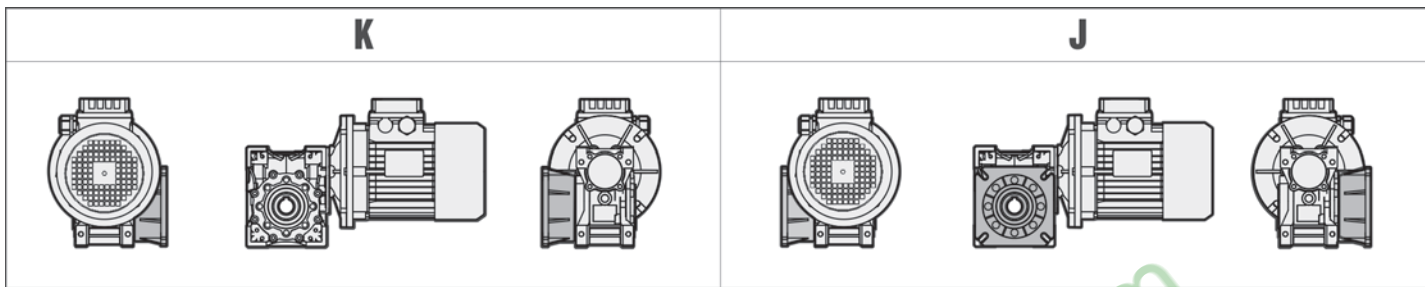


PC



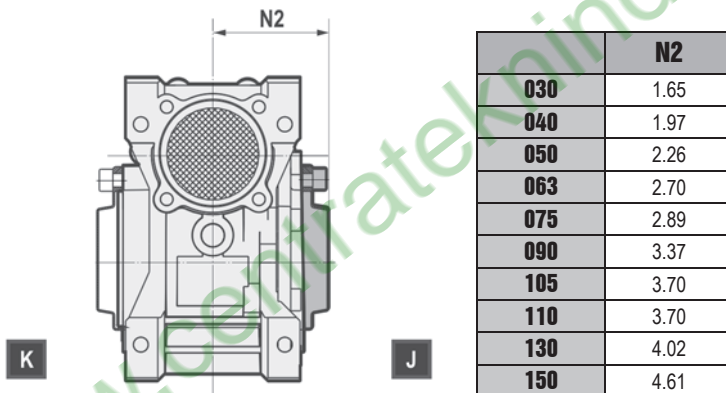
- In the case of specific requirements, when ordering, specify the position of the terminal box as shown in the diagram.
- Terminal box position always refers to PC position.

Output flange

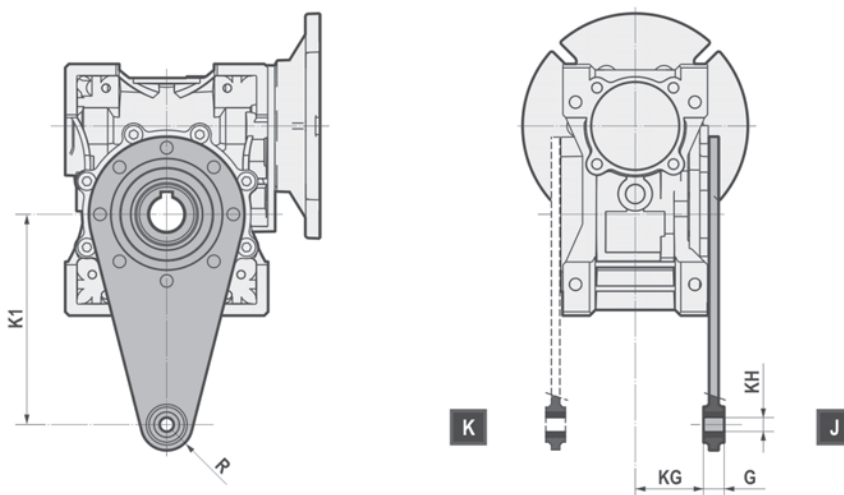


- Unless specified otherwise, the gear reducer is supplied with the flange in pos. J referred to position B3.

Cover

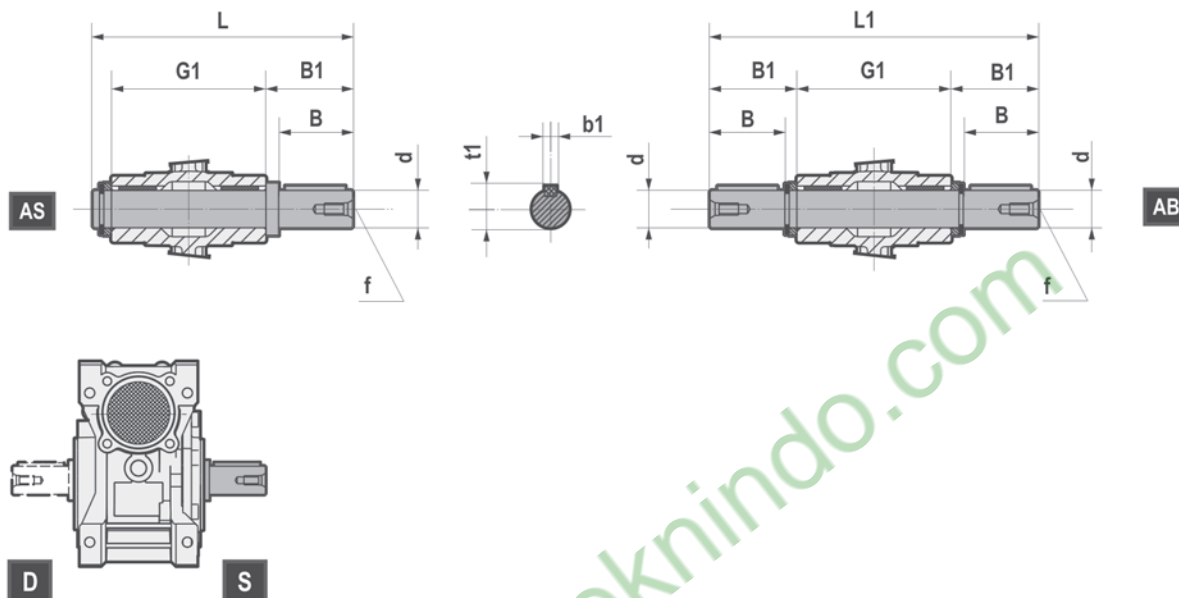


Torque arm



	025	030	040	050	063	075	090	110	130	150
K1	2.76	3.35	3.94	3.94	5.91	7.87	7.87	9.84	9.84	9.84
G	0.55	0.55	0.55	0.55	0.55	0.98	0.98	1.18	1.18	1.18
KG	0.69	0.94	1.24	1.52	1.93	1.87	2.26	2.44	2.72	3.31
KH	0.31	0.31	0.39	0.39	0.39	0.79	0.79	0.98	0.98	0.98
R	0.59	0.59	0.71	0.71	0.71	1.18	1.18	1.38	1.38	1.38

Low speed shafts

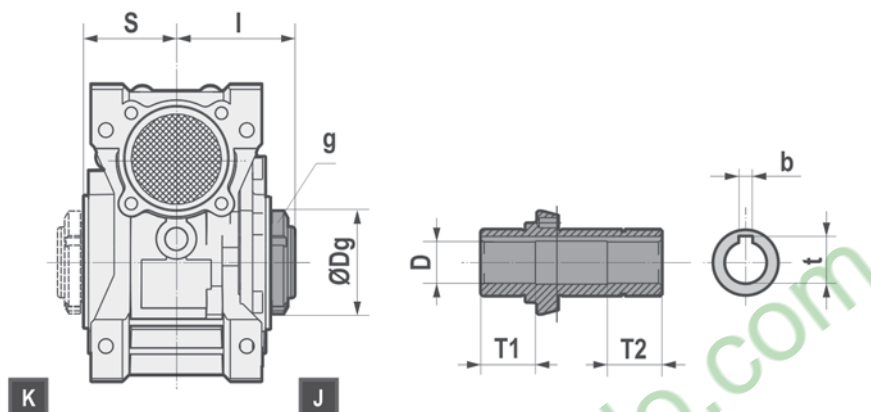


	d		B	B1	G1	L	L1	f	b1	t1
030	0.625	+0 -0.001	1.57	1.67	2.48	4.41	5.82	1/4-20	0.188	0.70
040	0.750	+0 -0.001	1.97	2.09	3.07	5.43	7.25	1/4-20	0.188	0.83
050	1	+0 -0.001	1.97	2.11	3.62	6.02	7.84	3/8-16	0.250	1.11
063	1.125	+0 -0.001	2.36	2.50	4.41	7.20	9.41	3/8-16	0.250	1.23
075	1.250	+0 -0.001	2.76	2.89	4.72	7.56	10.51	1/2-13	0.250	1.36
090	1.375	+0 -0.001	3.15	3.33	5.51	9.21	12.13	1/2-13	0.3125	1.51
110	1.625	+0 -0.001	3.54	3.72	6.10	9.80	13.54	5/8-11	0.375	1.79
130	1.750	+0 -0.001	3.54	3.72	6.69	10.43	14.17	5/8-11	0.375	1.92
150	2.000	+0 -0.001	3.94	4.13	7.87	11.69	16.14	3/4-10	0.500	2.22

Metric input shaft options

	d		B	B1	G1	L	L1	f	b1	t1
030	14 mm	h6	30 mm	32.5 mm	63 mm	102 mm	128 mm	M6	5 mm	16 mm
040	18 mm	h6	40 mm	43 mm	78 mm	128 mm	164 mm	M6	6 mm	20.5 mm
050	25 mm	h6	50 mm	53.5 mm	92 mm	153 mm	199 mm	M10	8 mm	28 mm
063	25 mm	h6	50 mm	53.5 mm	112 mm	173 mm	219 mm	M10	8 mm	28 mm
075	28 mm	h6	60 mm	63.5 mm	120 mm	192 mm	247 mm	M10	8 mm	31 mm
090	35 mm	h6	80 mm	84.5 mm	140 mm	234 mm	309 mm	M12	10 mm	38 mm
110	42 mm	h6	80 mm	84.5 mm	155 mm	249 mm	324 mm	M16	12 mm	45 mm
130	45 mm	h6	80 mm	85 mm	170 mm	265 mm	340 mm	M16	14 mm	48.5 mm
150	50 mm	h6	82 mm	87 mm	200 mm	297 mm	374 mm	M16	14 mm	53.5 mm

NMRL - NMRV-P - Dimensions



	050	063	075	090
I	2.50	2.91	3.09	3.52
S	1.81	2.20	2.36	2.76
Dg	2.20	2.44	2.68	3.15
g	M40x1.5	M45x1.5	M50x1.5	M60x2
b	8 mm	8 mm	8 mm	10 mm
t	28.3 mm	28.3 mm	31.3 mm	38.3 mm
D	Ø25 mm	Ø25 mm	Ø28 mm	Ø35 mm
T1	1.30	1.46	1.57	1.77
T2	1.30	1.46	1.57	1.77

Torque limiter

The torque limiter, in oil bath, is designed for sizes 050 - 063 - 075 - 090. This device assures the protection of the transmission from accidental high overloads which could damage the gearbox and the power transmission components.

If necessary, it prevents reversing conditions of the worm gear unit by opportunely loosening the lock nut.

NOTE: On size 050 the torque limiter is supplied only in J position.

Features

- external dimensions are almost the same as the version without torque limiter.
- no difference of the mountings.
- no difference of the hollow output shaft diameter with respect to the standard gearbox.
- the slipping torque can be easily adjusted by means of an external ring nut.
- no maintenance required on slipping components.
- functional features are the same as standard version.

Torque adjustment

The adjustment is carried out during assembly at about 80% of the nominal torque reported in the catalogue.

This torque is transmitted by friction and so many factors could influence the adjustment value, like: temperature, running-in, vibrations, etc., therefore it is advised to adjust the torque limit by means of the lock nut when installing the gearbox on the machine, in accordance to application requirements.

- For the missing dimensions, please consider the drawing of relevant NMRV size.

GENERAL TERMS OF SUPPLY

All supplies effected by Motovario Group are governed exclusively by the following general terms of sale that are made known to operators also by including them in the catalogues of the goods produced. Any clause or condition that may be established by the buyer is null if in contrast with the following terms and if not expressly undersigned by ourselves. For anything not expressly envisaged, current Italian law shall hold, also for goods sold abroad.

QUOTATIONS :

Quotations are not binding. A quotation is considered accepted only upon our written confirmation of the order, after fully clarifying all the technical and commercial details. The information given in our catalogues, brochures and price lists is not binding. Therefore, we reserve the right to make any modification, which we believe to be an improvement, to our products and to the relevant price lists.

ORDERS :

The contract of sale is understood to be binding for both parties as of the date of issue of our order confirmation. The supply comprises exclusively the products and services specified in our order confirmation to our general terms of sale.

PRICES :

The contract prices are the ones given on the Order Confirmation. The prices are understood to be for goods delivered Ex Works, excluding packing and all other costs, unless agreed otherwise. Motovario reserves the right to alter prices at the time of delivery in the event of significant variations in the cost of labour and/or raw materials. If the change in price is higher than 5% the Customer will have the right to withdraw from the order.

LEAD TIMES :

The lead times given on the Order Confirmation are merely an indication and are observed as far as possible, with the exclusion of all possible claims for compensation by the Customer for any delays. Motovario Group is anyhow entirely freed from all commitments concerning lead times in the following cases: a) When the Buyer fails to observe the agreed terms of payment. b) In cases of force majeure or events such as: lockouts, strikes or anyhow abstention from work, epidemics, war, confiscation, fire, flooding, manufacturing accidents, suspension or delay in transportation. c) When the buyer fails to provide, in good time, all the data necessary to effect the supply and/or the materials to be supplied to the Seller.

DELIVERIES :

Delivery is understood to be made to all intents and purposes with the verbal or written communication that the goods are at the buyer's disposal for collection, or at the time of delivery to the carrier. After delivery has been made, all risks concerning the material sold are taken on by the buyer. Shipment is always made at the buyer's risk and cost with the means we consider the most appropriate, if no particular instructions have been provided. Loss, delay and damage to material as a consequence of shipment cannot be attributed to Motovario Group. In the case of shipment by our vehicles, this is understood to be made with carriage forward at best and under the buyer's full responsibility. In the event of delay in collecting the goods, anyhow ready, for any reason beyond our control, after eight days of the communication of the goods being ready, Motovario Group may have the packing, shipment or storage of the goods made at the Buyer's expense and issue an invoice for the sale of the material.

PAYMENTS :

Payments must be made at the domicile of Motovario Group and according to the agreed Terms. In the event of a late payment, Motovario Group will have every right to charge "arrears" at the rate of 4% over the "prime rate". Any late or non-payment authorizes Motovario Group to suspend delivery of any other material immediately, as well as cancel any orders without the Buyer being owed any rights for whatever reason. No complaint or claim gives the Buyer any right to suspend payments. Any payments made in advance never bear interest.

PACKING :

If there are no particular instructions, we prepare the packing, where necessary, in the best way and anyhow always at the Buyer's expense, with no responsibility on our part.

COMPLAINTS :

Any complaints or claims made by the buyer on the finished product must be notified to the seller in writing within 8 days of the date of receiving the goods.

WARRANTY :

Motovario Group guarantees the products sold for two years from the date of delivery, considering use of two daily work-shifts. (16 hours/day).

Warranty is limited to repair or replacement, free at our plant, of defective parts due to an ascertained defect of material or manufacture. The parts replaced remain our property. All other compensation is excluded, nor can any direct and/or indirect damage be claimed of any nature, also for the temporary lack of use of the goods purchased.

Warranty is excluded for materials and parts subject to natural wear or deterioration (for example, oil seals or lubricants leakages caused by normal wear). Warranty is forfeit for products not used in conformity with our instructions or that are anyhow modified, repaired or even partially dismantled, or stored, installed, maintained or lubricated not in a proper way. The warranty is also excluded for damages, defects or malfunctions caused by external components (such as, for example, couplings, sprockets, pulleys, motors not produced by Motovario, etc..) or by incorrect installation of them.

Verifying the compatibility of applications and correct mechanical couplings and electrical connections with the specifications of Motovario products, as indicated in the manufacturer's catalogues, is solely to the concern and responsibility of the buyer.

LIABILITY FOR DAMAGE :

The liability of Motovario Group is strictly limited to the above-stated obligations and it is therefore clearly agreed that we take on no responsibility for any damage deriving from accidents of any nature that may occur during use of the products sold, whether they be considered defective or otherwise, also in cases of the choice of application being recommended by personnel of the Motovario Group Sales Organization. When applying geared motors or motorvariators the user is in any case obliged, under his own exclusive responsibility, to proceed with the utmost prudence and make provision for safety devices in conformity with the applicable directives, standards and technical regulations, and anyhow adequately to limit damage to persons and/or property deriving from their possible defectiveness.

PLACE OF FULFILMENT AND JURISDICTION :

The place of fulfilment for both parties is the Supplier's offices. The jurisdiction for any dispute deriving directly or indirectly from the contract - also in the case of lawsuits for bills or failure to pay cheques - is therefore for the Judiciary Authority of MODENA where the Seller has its offices. Relations between the parties are governed solely by Italian law and the UN right of sale (Vienna Convention) is not applied.

TRANSFER OF TITLE :

In accordance with Art. 1523-1524 of the Italian Civil Code, transfer of title of the goods subject of sale will only take place after payment in full of the agreed price. The buyer is therefore obliged to conserve the subject of the supply conscientiously until his debt is extinguished. Clauses to be specifically approved: 1) quotes; 2) orders; 3) prices; 4) lead times; 5) deliveries; 6) payments; 7) packing; 8) complaints; 9) warranty; 10) liability for damage; 11) place of fulfilment and jurisdiction; 12) transfer of title.

ATTENTION:

The revised data and information, shown in this technical catalogue, replaces the data of the previous editions. Old data is now obsolete. All technical data, dimensions, weights in this catalogue are subject to changes without warning. Illustrations are not binding. You can find the above mentioned data and information on our site www.motovario-group.com; Please periodically consult the technical documentation on the web site to be always updated about possible modifications of performances and characteristics of the product.

Customer signature

GENERAL TERMS OF SUPPLY

www.centrateknindo.com



www.centrateknindo.com

